

# oivars

COLLECTION

Seating







# Seating

C O L L E C T I O N



Rimani sempre aggiornato sfogliando il catalogo on-line  
*Stay up to date browsing the online catalogue*



# Soluzioni Seating versatili, funzionali e innovative per le diverse tipologie di ufficio.

---

Il nuovo **Catalogo Seating** è uno strumento pensato per guidarvi attraverso il mondo delle sedie, in cui l'armonia del design, tra stile e funzionalità, soddisfa ogni necessità sia nell'ambito office che community. Ne abbiamo riorganizzato la struttura, ora suddivisa per kit in modo da consentire ai clienti di trovare rapidamente tutto ciò che serve per ogni sedia, con indicazioni chiare sulla tipologia d'uso: per ognuna troverete un suggerimento di utilizzo, una sorta di classificazione in base alla finalità.

Per rispondere alle mutevoli esigenze del cliente, abbiamo rivisto le categorie del nostro catalogo. Dopo la pandemia da Covid-19, abbiamo abbandonato il concetto tradizionale di 'Start Up', sostituendolo con **Home-Working** e **Co-Working**, per soddisfare la crescente richiesta di flessibilità nel lavoro. Inoltre, abbiamo incluso le indicazioni di utilizzo di kit nel settore **Laboratory**, pensati per garantire comfort e praticità durante le lunghe sessioni lavorative.

Integrando informazioni dettagliate sui differenti profili d'utenza e contesti, vengono proposte soluzioni appositamente studiate per rispondere alle specifiche esigenze di ciascun contesto professionale.

Nella classificazione, la seduta **Operative** è concepita per ottimizzare la qualità del lavoro, offrendo un design semplice e pulito adatto all'uso quotidiano. La categoria **Directional** focalizza l'attenzione su finiture di alta qualità e dettagli raffinati, creando ambienti direzionali distintivi. Per gli ambienti **Executive**, l'innovazione, la tecnologia integrata e l'utilizzo di materiali d'avanguardia emergono come elementi chiave, conferendo un tocco di modernità e prestigio.

Per chi lavora da casa, l'**Home Office Kit** è ideale, con sedie che completano gli spazi residenziali con texture tattili, materiali moderni e un linguaggio visivo contemporaneo. Nel contesti di spazio lavoro condiviso, le soluzioni **Co-Working Kit** aggiungono personalità agli spazi condivisi, garantendo comfort e adattabilità.

Confidando che questa introduzione rappresenti un valido vademecum per la consultazione del nuovo catalogo, vi invitiamo a contattarci per qualsiasi necessità.





# *Versatile, functional and original Seating solutions for different kinds of office.*

---

*The new **Seating Catalogue** has been designed to guide you through the world of seating, where the harmony between functional and stylish design is ready to meet all requirements both in the office and community sectors. We have reorganized the structure, subdividing it by kits to help customers rapidly identify everything needed for each chair, while giving clear indications on the type of use: there is a suggested destination of use for each one, creating a kind of classification based on end use.*

*To respond to changing customer demands, we have revised the categories in our catalogue. After the Covid-19 pandemic, we abandoned the traditional "Start Up" concept, replacing it with **Remote-working** and **Co-working** to satisfy the growing demand for work flexibility. Furthermore, we have included directions for kit use in the **Laboratory** section to ensure comfort and practicality during long work sessions.*

*Through the addition of detailed information on different user profiles and settings, specially designed solutions are proposed to meet the specific needs of each professional context.*

***Operative** defines the classification of chairs proposed to optimize quality of work, offering a simple, minimal design ideal for everyday use. The **Directional** category focuses attention on the high-quality finishes and refined details, for creating distinctive managerial environments. For **Executive** interiors, innovation, integrated technology and the use of advanced materials are the key elements adding a touch of modernity and prestige.*

*For those working remotely from home, the **Home Office Kit** has it all, with chairs that complement the domestic dimension with tactile textures, modern materials and contemporary visual language. For shared workspace contexts, the **Co-Working Kit** proposes solutions that add personality to shared spaces, ensuring comfort and adaptability.*

*We hope this introduction serves as a useful guide to the consultation of the new catalogue. For any further requirements, please don't hesitate to contact us.*

# Office *proposals*

## **Task** *chairs*

### Home Office

Ideal for users with an informal and dynamic work attitude, is designed for spaces that combine home and office. It reflects warmth and comfort, with soft materials, tactile textures, and a modern design that fits seamlessly into these hybrid environments.



### Coworking/ Laboratory

Designed for shared or rotating spaces, these chairs add personality and comfort to neutral environments. They ensure adaptability, helping users feel at ease, balancing functionality and style to enhance shared workspaces.



### Operative

Made for active, decisive users seeking functionality and performance. It balances form and function, offering usability and aesthetic customization. With a simple, clean design, it enhances daily work quality, providing comfort and efficiency for regular use.



### Executive

Designed for high-level professionals, this chair combines top performance, ergonomics, and innovation. With advanced materials and integrated technology, it offers sophistication and comfort for executives who value style and functionality.








### Directional

Crafted with precision and attention to detail, offering a timeless design that combines personality and technology. Ideal for both personal and professional spaces, it emphasizes high-quality craftsmanship, with a focus on refined joints, stitching, and premium material finishes, ensuring both style and durability.



Multipurpose & Guest  
chairs

Home Office	Coworking	Operative	Executive	Directional
<p>With soft materials, tactile textures, and a modern design, these chairs reflect the warmth and coziness of a home, while maintaining the professionalism of an office. They seamlessly integrate into hybrid environments, providing a welcoming and comfortable seating option for guests.</p>	<p>Guest chairs for coworking spaces are designed for flexibility and comfort, offering a simple yet stylish design. These chairs balance functionality and style, ensuring guests feel comfortable and at ease in shared workspaces.</p>	<p>Guest chairs for operative spaces are designed to complement the functional and productivity-focused environment. They offer a simple, clean design that balances comfort and practicality, ensuring visitors feel at ease while maintaining the workspace's efficiency and focus on usability.</p>	<p>Crafted to complement the sophistication and professionalism of the environment. Combining comfort with sleek design, they use high-quality materials and offer a refined look, ensuring visitors experience both style and elegance while maintaining a sense of professionalism.</p>	<p>Designed with precision and attention to detail, offering a timeless look that blends personality and functionality. They feature high-quality craftsmanship with refined finishes, ensuring both comfort and durability while adding a touch of elegance to professional environments.</p>
				

# **Community** *proposals*

## **Contract** *chairs*

### **Bar & Café/ Home**

Designed for vibrant and welcoming environments, perfect for social gatherings and relaxation. It creates a unique atmosphere that encourages connection and comfort. These chairs feature a light, simple design with distinctive character, making guests feel at home even when away from it.



### **Restaurant**

Enhancing the dining experience with a refined and sophisticated look. They combine elegance and comfort, using premium materials like wood and fine fabrics. The warm color palette and thoughtful arrangement create an intimate atmosphere, making every meal a memorable experience.



### **Hotel**

Blend of timeless elegance and modern technology, providing comfort and functionality. Found in common areas like lobbies and lounges, they are designed to promote guest interaction and well-being. Using refined fabrics and calming colors, these chairs contribute to an exclusive, revitalizing atmosphere.



Public Area  
chairs

Health

Prioritizing patient well-being, combining practicality and design to create calming, tranquil spaces. They feature comfortable, easy-to-clean surfaces, and are designed to support both patient comfort and staff efficiency, with layouts that optimize workflow and a soothing atmosphere.



Educational

Created to encourage learning in flexible, multifunctional spaces. They adapt to various teaching methods, supporting both individual work and collaboration. Integrated with advanced educational technology, these chairs promote comfort and engagement, enhancing the learning experience.



Training &  
Conference

Training and conference chairs are flexible and modular, designed to support learning and collaboration. They promote focus and interaction with materials and colors that enhance concentration, adapting to various meeting formats.



Waiting Areas

Designed to create a comfortable, calming environment, waiting area chairs offer versatile seating with functional design and stylish touches. Carefully chosen materials and colors reduce stress, turning waiting into a relaxing or productive experience.



## **Seating** *collection*

<b>Anchor Office</b> ..... 10	<b>Hair Office</b> ..... 86
<b>Andy Office</b> ..... 16	<b>Hair Community</b> ..... 88
<b>Blitz Office</b> ..... 20	<b>i70 Office</b> ..... 92
<b>Brown Office</b> ..... 24	<b>Led Office</b> ..... 96
<b>Cary Office</b> ..... 28	<b>Liz Office</b> ..... 100
<b>Clever Office</b> ..... 34	<b>Logan Office</b> ..... 104
<b>College Office</b> ..... 40	<b>Logan Community</b> ..... 110
<b>College Community</b> ..... 44	<b>Lux Community</b> ..... 118
<b>College stool Community</b> ..... 60	<b>Magix Office</b> ..... 124
<b>College stool Office</b> ..... 64	<b>Manila Office</b> ..... 128
<b>Eve Office</b> ..... 66	<b>Manila Community</b> ..... 132
<b>Gamma Office</b> ..... 70	<b>Marilyn Office</b> ..... 136
<b>Giulietta Office</b> ..... 76	<b>Melania Office</b> ..... 144
<b>Goa Office</b> ..... 80	

# Ivars

<b>Mini Office</b> .....	148
<b>N-Time Office</b> .....	152
<b>O-Liner Office</b> .....	156
<b>Pinko Office</b> .....	162
<b>Pinko Community</b> .....	166
<b>Pluto Office</b> .....	170
<b>Pluto Community</b> .....	172
<b>Pull Community</b> .....	178
<b>Q5 Community</b> .....	182
<b>Q9 Office</b> .....	190
<b>Q9 Community</b> .....	198
<b>Queen Office</b> .....	200
<b>Race Community</b> .....	214

<b>S-Shape Office</b> .....	220
<b>Seventyfive Office</b> .....	224
<b>Seventyfive Community</b> .....	228
<b>Teddy Community</b> .....	232
<b>Urban Office</b> .....	238
<b>X-Pro Office</b> .....	242



# Anchor

## Office



### TYPE

- high back
- low back

### VERSION

- upholstered



# Anchor

Office | TASK | Directional Classic

## BUF14

Schiumato Anchor alto  
Foamed Anchor backrest high version

21.70.482.00A

## LM20

Lama schienale Anchor in alluminio  
Aluminium back bar for Anchor

21.70.486.00A

## AF40

Bracciolo modello Anchor  
Armrest model Anchor

21.70.472.00A

## SI18

Sedile interno Pasha 22 borchie M6 con 2 barre  
Inner seat Pasha with 22 t-nuts with two bars

21.70.452.00N

## SC02

Cornice per sottosedile tappezzabile Pasha  
Pasha outer seat frame

11.70.454.02N

## PGBSH

Pompa a gas 28x50x215 E.46, C.105  
Gas lift 28x50x215 E.46, C.105

21.30.035.00C

## DRHDC

Ruota Ø65, cromata e desmopan grigio  
Castor Ø65, chromed and grey desmopan

11.25.387.55C3

## SF13

Schiumato sedile Pasha per Anchor  
Seat foam for Anchor

21.70.485.00B

## AF40

Bracciolo modello Anchor  
Armrest model Anchor

21.70.472.00A

## SE25

Sottosedile tappezzabile Pasha  
Outer seat Pasha to be upholstered

11.70.453.03N

## ME46

Meccanismo A50 con traslatore,  
bloccabile in 4 posizioni  
Mechanism model A50 with slider,  
with 4 locking positions

21.70.458.00F

## RA56

Base Qatar in alluminio ø720  
Base Qatar in aluminium ø720

21.70.534.00A

Kit 18.06.468.99A

. Alta  
. High



Assemblaggio kit: tabella viti pagina 246  
Kit assembly: screws table on page 246



# Anchor

Office | TASK | Directional Classic

## BUF14

Schiumato Anchor alto  
Foamed Anchor backrest high version

21.70.482.00A

## LM20

Lama schienale Anchor in alluminio  
Aluminium back bar for Anchor

21.70.486.00A

## AF40

Bracciolo modello Anchor  
Armrest model Anchor

21.70.472.00A

## SI18

Sedile interno Pasha 22 borchie M6 con 2 barre  
Inner seat Pasha with 22 t-nuts with two bars

21.70.452.00N

## SC02

Cornice per sottosedile tappezzabile Pasha  
Pasha outer seat frame

11.70.454.02N

## PGBSH

Pompa a gas 28x50x225 C.135  
Gas lift 28x50x225 C.135

21.30.036.00C

## DRHDC

Ruota Ø65, cromata e desmopan grigio  
Castor Ø65, chromed and grey desmopan

11.25.387.55C3

## SF13

Schiumato sedile Pasha per Anchor  
Seat foam for Anchor

21.70.485.00B

## AF40

Bracciolo modello Anchor  
Armrest model Anchor

21.70.472.00A

## SE25

Sottosedile tappezzabile Pasha  
Outer seat Pasha to be upholstered

11.70.453.03N

## ME45

Meccanismo A50 bloccabile in 4 posizioni  
Mechanism model A50 with 4 locking positions

21.70.434.00F

## RA51

Base Galles in alluminio ø700  
Base Galles in aluminium ø700

21.70.456.00A



**Kit 18.06.468.99A**

. Alta  
. High



Assemblaggio kit: tabella viti pagina 246  
Kit assembly: screws table on page 246

Index

# Anchor

Office | TASK | Directional Classic

## BUF15

Schiumato Anchor basso  
Foamed Anchor backrest low version

21.70.483.00A

## LM20

Lama schienale Anchor in alluminio  
Aluminium back bar for Anchor

21.70.486.00A

## AF40

Bracciolo modello Anchor  
Armrest model Anchor

21.70.472.00A

## SI18

Sedile interno Pasha 22 borchie M6 con 2 barre  
Inner seat Pasha with 22 t-nuts with two bars

21.70.452.00N

## SC02

Cornice per sottosedile tappezzabile Pasha  
Pasha outer seat frame

11.70.454.02N

## CV07

Colonna girevole Swiss autoreturn  
Autoreturn column model Swiss

21.70.343.00C

## PPBA

Piedino d.50 h20 perno 11 cromato  
per base alluminio  
Chromed adjustable glide d.50 h20 pin 11  
for aluminium base

11.40.631.62C

## SF13

Schiumato sedile Pasha per Anchor  
Seat foam for Anchor

21.70.485.00B

## AF40

Bracciolo modello Anchor  
Armrest model Anchor

21.70.472.00A

## SE25

Sottosedile tappezzabile Pasha  
Outer seat Pasha to be upholstered

11.70.453.03N

## MP20

Piastra Anchor con attacco schienale + cover  
Plate Anchor with backrest fixing + cover

21.70.521.00N

## RA58

Base piramidale Qatar 4 razze H.260 in alluminio  
4-star pyramidal base model Qatar H.260 in aluminium

21.70.536.00A

**Kit 18.06.497.99A**

- Bassa
- Low



Assemblaggio kit: tabella viti pagina 246  
Kit assembly: screws table on page 246



# Anchor

Office | TASK | Directional Classic

## BUF15

Schiumato Anchor basso  
Foamed Anchor backrest low version

21.70.483.00A

## LM20

Lama schienale Anchor in alluminio  
Aluminium back bar for Anchor

21.70.486.00A

## AF40

Bracciolo modello Anchor  
Armrest model Anchor

21.70.472.00A

## SI18

Sedile interno Pasha 22 borchie M6 con 2 barre  
Inner seat Pasha with 22 t-nuts with two bars

21.70.452.00N

## SC02

Cornice per sottosedile tappezzabile Pasha  
Pasha outer seat frame

11.70.454.02N

## CV08

Colonna girevole autoreturn cromata  
Autoreturn column chromed

21.70.461.00C

## PPBA

Piedino d.40 h20 perno 11 cromato  
per base alluminio  
Chromed adjustable glide d.40 h20 pin 11  
for aluminium base

11.40.630.62C

## SF13

Schiumato sedile Pasha per Anchor  
Seat foam for Anchor

21.70.485.00B

## AF40

Bracciolo modello Anchor  
Armrest model Anchor

21.70.472.00A

## SE25

Sottosedile tappezzabile Pasha  
Outer seat Pasha to be upholstered

11.70.453.03N

## MP20

Piastra Anchor con attacco schienale + cover  
Plate Anchor with backrest fixing + cover

21.70.521.00N

## RA57

Base piatta Qatar 4 razze d.700 in alluminio  
4-star flat base model Qatar d.700 in aluminium

21.70.535.00A

**Kit 18.06.496.99A**

- Bassa
- Low



Assemblaggio kit: tabella viti pagina 246  
Kit assembly: screws table on page 246



Index

# Anchor

Office | TASK | Directional Classic

## BUF15

Schiumato Anchor basso  
Foamed Anchor backrest low version

21.70.483.00A

## LM20

Lama schienale Anchor in alluminio  
Aluminium back bar for Anchor

21.70.486.00A

## AF40

Bracciolo modello Anchor  
Armrest model Anchor

21.70.472.00A

## SI18

Sedile interno Pasha 22 borchie M6 con 2 barre  
Inner seat Pasha with 22 t-nuts with two bars

21.70.452.00N

## SC02

Cornice per sottosedile tappezzabile Pasha  
Pasha outer seat frame

11.70.454.02N

## CV06

Colonna girevole per Swiss nera  
Swiss swivel column black

11.70.236.99N

## SF13

Schiumato sedile Pasha per Anchor  
Seat foam for Anchor

21.70.485.00B

## AF40

Bracciolo modello Anchor  
Armrest model Anchor

21.70.472.00A

## SE25

Sottosedile tappezzabile Pasha  
Outer seat Pasha to be upholstered

11.70.453.03N

## MP20

Piastra Anchor con attacco schienale + cover  
Plate Anchor with backrest fixing + cover

21.70.521.00N

## RA47A

Base 4 razze plastica con piedini nera  
Plastic 4 star base with gliders black

11.70.340.05N



Assemblaggio kit: tabella viti pagina 246  
Kit assembly: screws table on page 246



Kit 18.06.469.99A

- Bassa
- Low





# Andy

Office | TASK | Coworking

## BY08

Telaio, cornice e poggiatesta Andy  
Back, frame, lumbar support Andy

11.32.008.99N

## AF36

Bracciolo singolo modello Clark  
Armrest model Clark

11.70.219.05N

## ME30

Meccanismo synchron Falcon  
bloccabile in 3 posizioni  
Falcon synchron mechanism  
with 3 locking positions

21.70.228.00F

## PGBSH

Pompa a gas 28x50x215 c.125 Dt.55  
Gas lift 28x50x215 c.125, Dt.55

21.30.018.00F

## DRG

Ruota Ø50 (ROLLER)  
Castor Ø50 (ROLLER)

11.25.307.80N3

## AF36

Bracciolo singolo modello Clark  
Armrest model Clark

11.70.219.05N

## S111

Sedile interno Andy con 18 borchie  
Inner seat Andy with 18 T-Nuts

21.70.293.00N

## SE20

Sottosedile Andy nero  
Outer seat Andy black

11.70.316.02N

## RA34

Base Alaska d.640 C.50 P.11 con anello  
Base model Alaska d.640 C.50 P.11 w/ metal ring

11.70.170.05N



NERO / BLACK  
BIANCO / WHITE RAL 9003



Assemblaggio kit: tabella viti pagina 246  
Kit assembly: screws table on page 246



Kit 18.06.391.99N  
Kit 18.06.391.99B

• Rete  
• Mesh

# Andy

Office | TASK | Coworking

## RU14

Poggiatesta regolabile  
mod. Mesh per Andy  
Adjustable headrest model  
Mesh For Andy

11.70.165.83N

## RC01

Cornice per poggiatesta Mesh  
Frame for headrest Mesh

11.70.168.04N

## BY08

Telaio, cornice e poggiaresi Andy  
Back, frame, lumbar support Andy

11.32.008.99N

## AR27

Coppia braccioli  
regolabili diritti Luke (1D)  
Pair of adjustable straight  
armrests Luke (1D)

21.70.266.00N

## AR27

Coppia braccioli  
regolabili diritti Luke (1D)  
Pair of adjustable straight  
armrests Luke (1D)

21.70.266.00N

## SI11

Sedile interno Andy con 18 borchie  
Inner seat Andy with 18 T-Nuts

21.70.293.00N

## ME25

Meccanismo synchro modello Falcon  
con traslatore regolabile in 4 posizioni  
Synchro mechanism model Falcon  
with slider and 4 locking positions

21.70.047.00F

## SE20

Sottosedile Andy nero  
Outer seat Andy black

11.70.316.02N

## PGBSH

Pompa a gas 28x50x230 c.125 Dt.55  
Gas lift 28x50x230 c.125, Dt.55

21.30.028.00F

## DRH

Ruota d.65  
Castor d.65

11.25.250.23N3

## RA21

Base Cipro d.640 C.50 P.11 nera  
Base model Cipro d.640 C.50 P.11 black

11.30.658.05N



NERO / BLACK



BIANCO / WHITE RAL 9003



Assemblaggio kit: tabella viti pagina 246  
Kit assembly: screws table on page 246



**Kit 18.06.392.99A**

- Rete con poggiatesta
- Mesh w/ headrest

Index



# Andy

Office | TASK | Coworking

## BY08

Telaio, cornice e poggiatesta Andy  
Back, frame, lumbar support Andy

11.32.008.99B

## AR28

Coppia braccioli regolabili  
Lothar bianco e nero (1D)  
Pair of adjustable armrests  
Lothar white and black (1D)

21.70.295.00BN

## ME41

Meccanismo synchron autopesante  
modello F-18, bloccabile in 4 posizioni  
Self-balancing synchron mechanism model F-18  
w/ 4 locking positions

21.70.333.00F

## PGBSH

Pompa a gas 28x50x215 c.105 Dt.46  
Gas lift 28x50x215 c.105, Dt.46

21.30.035.00C

## DRGDC

Ruota d.50 cromata e desmopan  
Castor d.50 chromed and desmopan

11.25.385.55C3

## AR28

Coppia braccioli regolabili  
Lothar bianco e nero (1D)  
Pair of adjustable armrests  
Lothar white and black (1D)

21.70.295.00BN

## S111

Sedile interno Andy con 18 borchie  
Inner seat Andy with 18 T-Nuts

21.70.293.00N

## SE20

Sottosedile Andy bianco  
Outer seat Andy white

11.70.316.02B

## RA38

Base Alaska d.640 C.50 P.11 in alluminio  
Aluminium base model Alaska d.640 C.50 P.11

21.70.212.00A

## Kit 18.06.411.99N Kit 18.06.411.99B

- . Rete con plastiche bianche/nera e base alluminio
- . Mesh with white/black plastics and aluminium base



NERO / BLACK  
BIANCO / WHITE RAL 9003



Assemblaggio kit: tabella viti pagina 246  
Kit assembly: screws table on page 246

# Blitz

## Office



### TYPE

- . high
- . medium
- . low
- . cantilever

### VERSION

- . upholstered

# Blitz

Office | TASK | Directional Classic

## SH04

Scocca in legno + pannello Blitz alta  
High wooden shell + panel model Blitz

21.30.592.00L

## FA01

Coppia schiumato per bracciolo Blitz  
Pair of foams for armrests model Blitz

21.30.594.00B

## AF14D

Bracciolo destro in legno modello Blitz  
Right wooden armrest model Blitz

21.70.400.00L

## ME14

Meccanismo oscillante modello Piper  
bloccabile in 4 posizioni  
Tilting mechanism model Piper  
with 4 locking positions

21.30.588.00F

## RA56

Base Qatar in alluminio ø720  
Base Qatar in aluminium ø720

21.70.534.00A

## DRHDC

Ruota d.65 cromata e desmopan grigio P.11  
Castor Ø65 chromed and w/ grey desmopan P.11

11.25.387.55C3

## SHF01

Schiumato scocca Blitz alta  
Foam for high shell model Blitz

21.30.609.00B

## FA01

Coppia schiumato per bracciolo Blitz  
Pair of foams for armrests model Blitz

21.30.594.00B

## AF14S

Bracciolo sinistro in legno modello Blitz  
Left wooden armrest model Blitz

21.70.401.00L

## PGBSH

Pompa a gas 28x50x215 E.46, C.105  
Gas lift 28x50x215 E.46, C.105

21.30.035.00C



**Kit 18.06.189.99A**

. Alta  
. High



Assemblaggio kit: tabella viti pagina 246  
Kit assembly: screws table on page 246

# Blitz

Office | TASK | Directional Classic

## SH03

Scocca in legno + pannello Blitz media  
Medium wooden shell + panel model Blitz

21.30.591.00L

## SONG

Bracciolo modello Song  
Armrest model Song

19.03.129.02N

## SHF02

Schiumato scocca Blitz media  
Foam for medium shell model Blitz

21.30.610.00B

## SONG

Bracciolo modello Song  
Armrest model Song

19.03.129.02N

## ME23

Meccanismo oscillante modello Mirage,  
bloccabile in 4 posizioni  
Tilting mechanism model Mirage,  
with 4 locking positions

21.70.034.00F

## RA13

Base Cipro Ø680 C.50 P.11 Nera  
Base model Cipro Ø680 C.50 P.11 Black

11.30.450.05N

## PGBSH

Pompa a gas 28x50x230 E110, C.125  
Gas lift 28x50x230 E110 C.125

21.30.028.00F

## DRHD

Ruota d.65 RAL7024 + perno  
Castor d.65 w/ RAL7024 + pin

11.25.254.55N3



**Kit 18.06.190.99A**

• Media  
• Medium



Assemblaggio kit: tabella viti pagina 246  
Kit assembly: screws table on page 246

# Blitz

Office | MULTIPURPOSE & GUEST | Directional Classic

## SH02

Scocca in legno + pannello Blitz bassa  
Low wooden shell + panel model Blitz

21.30.590.00L

## SHF03

Schiumato scocca Blitz bassa  
Foam for low shell model Blitz

21.30.611.00B

## AF26

Bracciolo Doremi in alluminio - Nr.2  
Aluminium armrests model Doremi - Nr.2

21.30.855.00A

## AF26

Bracciolo Doremi  
in alluminio - Nr.2  
Aluminium armrests  
model Doremi - Nr.2

21.30.855.00A

## TRP25

Telaio Relax Palio Ø25  
Relax frame Palio Ø25

21.20.041.00C



Assemblaggio kit: tabella viti pagina 246  
Kit assembly: screws table on page 246



**Kit 18.06.216.99A**

- . Slitta
- . Cantilever



# Brown

## Office



### TYPE

- one version

### VERSION

- mesh
- upholstered

### OPTIONS

- w/headrest
- lumbar support

# Brown

Office | TASK | Operative

## BA30

Schienale portante Brown  
Backrest Brown

11.70.327.05N

## PO23

Poggiareni a vista Work  
in plastica più supporto + viti  
Lumbar support at sight  
model Work in plastic + screws

11.70.010.05N

## AR18

Coppia braccioli regolabili  
Luke inclinati (2D)  
Adjustable and inclined pair  
of armrests Luke (2D)

21.70.251.00N

## ME19

Meccanismo synchron modello Mirage,  
bloccabile in 4 posizioni  
Synchron mechanism model Mirage,  
w/ 4 locking positions

21.30.767.00F

## PGBSH

Pompa a gas 28x50x215 c.125 Dt.55  
Gas lift 28x50x215 c.125, Dt.55

21.30.018.00F

## DRG

Ruota d.50 nera  
Castor d.50 black

11.25.307.80N3

## BC25

Cornice per rete  
schienale Brown  
Frame for mesh back Brown

11.70.337.03N

## AR18

Coppia braccioli regolabili  
inclinati modello Luke (2D)  
Adjustable and inclined pair  
of armrests Luke (2D)

21.70.251.00N

## SI12

Sedile interno Liz con 18 borchie  
Inner seat Liz with 18 T-Nuts

21.70.294.00N

## SE24

Sottosedile Liz nero  
Outer seat Liz black

11.70.307.02N

## RA45

Base Alaska d.680 C.50 P.11 con anello  
Base model Alaska d.680 C.50 P.11 w/ metal ring

11.70.285.05N

**Kit 18.06.401.99A**

. Rete  
. Mesh



Assemblaggio kit: tabella viti pagina 246  
Kit assembly: screws table on page 246

# Brown

Office | TASK | Operative

**RU16**  
Poggiatesta regolabile  
modello Mesh  
per Brown + viti  
Adjustable headrest  
model Mesh  
for Brown + screws

11.70.167.83N

**BA30**  
Schienale portante Brown  
Backrest Brown

11.70.327.05N

**PO33**  
Poggiareni Flexy  
per Work + viti  
Lumbar support model Flexy  
for Work + screws

11.70.254.92N

**AR14**  
Coppia braccioli regolabili Nemo (2D)  
Pair of adjustable armrests Nemo (2D)

21.70.151.00N

**ME40**  
Meccanismo Mirage con traslatore,  
bloccabile in 4 posizioni  
Mechanism model Mirage with slider,  
and 4 locking positions

21.70.323.00F

**PGBSH**  
Pompa a gas 28x50x230 E.110, C.125  
Gas lift 28x50x230 E.110, C.125

21.30.028.00F

**DRHD**  
Ruota d.65 RAL7024 P.11  
Castor d.65 RAL7024 P.11

11.25.254.55N3

**RC01**  
Cornice per poggiatesta Mesh  
Frame for headrest Mesh

11.70.168.04N

**BC25**  
Cornice per rete  
schienale Brown  
Frame for mesh back Brown

11.70.337.03N

**AR14**  
Coppia braccioli regolabili  
Nemo (2D)  
Pair of adjustable  
armrests Nemo (2D)

21.70.151.00N

**SI12**  
Sedile interno Liz con 18 borchie  
Inner seat Liz with 18 T-Nuts

21.70.294.00N

**SE24**  
Sottosedile Liz nero  
Outer seat Liz black

11.70.307.02N

**RA53**  
Base modello Qatar Ø720 con anello  
Base model Qatar Ø720 w/ metal ring

11.70.499.05N



**Kit 18.06.400.99A**

- . Rete con poggiatesta
- . Mesh w/ headrest



Assemblaggio kit: tabella viti pagina 246  
Kit assembly: screws table on page 246

Index



# Brown

Office | TASK | Operative

## RU16

Poggiatesta regolabile  
modello Mesh  
per Brown + viti  
Adjustable headrest  
model Mesh  
for Brown + screws

11.70.167.83N

## BA30

Schienale portante Brown  
Backrest Brown

11.70.327.05N

## PO33

Poggiareni Flexy  
per Work + viti  
Lumbar support model Flexy  
for Work + screws

11.70.254.92N

## AR32

Coppia braccioli Luke 3D regolabili inclinati  
con staffa in alluminio  
Pair of adjustable inclined armrests  
Luke3D with aluminium brackets

21.70.447.00N

## ME47

Meccanismo synchron A20 autopesante  
bloccabile in 3 posizioni  
A20 synchron body balance mechanism  
lockable in 3 positions

21.70.459.00F

## PGBSH

Pompa a gas 28x50x230 E.110, C.125  
Gas lift 28x50x230 E.110, C.125

21.30.028.00C

## DRHDC

Ruota d.65 cromata e desmopan grigio P.11  
Castor Ø65 chromed and w/ grey desmopan P.11

11.25.387.55C3

## RF07

Schiumato per poggiatesta Mesh  
Foam for Mesh headrest

21.70.283.00A

## RP01

Pannello poggiatesta Mesh  
Panel for headrest model Mesh

11.70.169.03N

## BP17

Pannello per schienale Brown  
Backrest panel Brown

11.70.336.03N

## AR32

Coppia braccioli Luke 3D regolabili inclinati  
con staffa in alluminio  
Pair of adjustable inclined armrests  
Luke 3D with aluminium brackets

21.70.447.00N

## SI17

Sedile inteno plastica Risko2  
per braccioli dietro 14 borchie  
Inner seat plastic mod. Risko2 back  
armrest with 14 t-nuts

21.70.292.00N

## SE21

Sottosedile Risko2  
Outer seat Risko2

11.70.317.02N

## RA17

Base Cipro d.700 in alluminio  
Base model Cipro d.700 in aluminium

21.30.530.00A

## Kit 18.06.402.99A

- Tappezzata con poggiatesta
- Upholstered w/ headrest



Assemblaggio kit: tabella viti pagina 246  
Kit assembly: screws table on page 246

# Cary

## Office



### TYPE

- swivel
- stool

### VERSION

- polyurethane
- plastic

# Cary

Office | TASK | Coworking & Laboratory



Colori Poliuretani:  
Polyurethane colours:

	NERO / BLACK
	GRIGIO / GREY
	BLU / BLUE
	ROSSO / RED



Assemblaggio kit: tabella viti pagina 246  
Kit assembly: screws table on page 246



Colori Plastiche Scocca (SH28 - TS05):  
Plastic shell colours (SH28 - TS05):

	NERO / BLACK
	GRIGIO / GREY RAL7040



**Kit 18.06.433.99A**

- Girevole in poliuretano con braccioli
- Swivel in polyurethane w/ armrests

# Cary

Office | TASK | Coworking & Laboratory

## BPF03

Schienale Cary in PU integrale  
Backrest Cary in integral PU

21.70.351.00A

## TS05

Maniglia + copertina schienale Cary nera  
Handle + backrest cover Cary black

11.70.356.02N

## SPF01

Sedile Cary in PU integrale  
Seat Cary in integral PU

21.70.352.00A

## MP02I

Piastra quadra inclinata 3° c.28 con leva  
Slanting square metal plate c.28 w/ lever

21.70.363.00F

## SH28

Struttura portante Cary nera  
Bearing structure Cary black

11.70.353.05N

## PGBSH

Pompa a gas 28x50x375 E.100 c.260 nera  
Gas lift 28x50x375 E.100 c.260 black

21.30.034.00F

## PP01

Poggiapiedi Mopo in nylon con volantino  
Nylon footring with handwheel model Mopo

11.30.851.05N

## RA34

Base Alaska d.640 C.50 P.11 con anello  
Alaska base d.640 C.50 P.11 w/ metal ring

11.70.170.05N

## DRS

Ruota d.50 (GLASS) in Nylon  
Nylon castor d.50 (GLASS)

11.25.270.23N3



Colori Poliuretani:  
Polyurethane colours:

	NERO / BLACK
	GRIGIO / GREY
	BLU / BLUE
	ROSSO / RED



Assemblaggio kit: tabella viti pagina 246  
Kit assembly: screws table on page 246



Colori Plastiche Scocca (SH28 - TS05):  
Plastic shell colours (SH28 - TS05):

	NERO / BLACK
	GRIGIO / GREY RAL7040



**Kit 18.06.409.99A**

- Sgabello in PU
- Stool in PU

Index

# Cary

Office | MULTIPURPOSE & GUEST | Coworking

## GU12

Attacchi destro + sinistro per schienale a vista Cary  
Linking plates left + right for Cary plastic back

11.70.377.02N

## TS05

Maniglia + copertina schienale Cary nera  
Handle + backrest cover Cary black

11.70.356.02N

## BP18

Pannello schienale Cary nero  
Back panel Cary black

11.70.354.02N

## SP23

Pannello sedile Cary nero  
Seat panel Cary black

11.70.355.02N

*Seat to be upholstered on demand*

## MP13

Supporto basso Swiss nero  
Low support Swiss black

11.70.210.05N

## CV06

Colonna girevole Swiss nera  
Swiss black swivel column

11.70.236.99N

## SH28

Struttura portante Cary nera  
Bearing structure Cary black

11.70.353.05N

## RA37A

Base 4 razze Swiss alta nera P.11  
con piedini (PBS) e feltrini smontati  
Swiss black high 4 star base P.11  
with disassembled felted gliders (PBS)

11.70.207.05N



Colori Plastiche Schienali e Sedili:  
Plastic back and seat colours:

	NERO / BLACK
	GRIGIO / GREY RAL 7040
	BLU / BLUE RAL 5002
	ROSSO / RED 527



Assemblaggio kit: tabella viti pagina 246  
Kit assembly: screws table on page 246



Colori Plastiche Scocca:  
Plastic shell colours:

	NERO / BLACK
	GRIGIO / GREY RAL 7040



**Kit 18.06.434.99A**

- Girevole base fissa
- Swivel 4 star base



# Cary

Community | PUBLIC AREA | Waiting Areas

## GU12

Attacchi destro + sinistro per schienale a vista Cary  
Linking plates left + right for Cary plastic back

11.70.377.02N

## TS05

Maniglia + copertina  
schienale Cary nera  
Handle + backrest  
cover Cary black

11.70.356.02N

## AF41

Bracciolo in plastica per panca Jim  
Plastic armrest for bench Jim

11.70.547.05N

## MP09

Piastra attacco  
scocca Q9 su panca  
Metal plate for bench Q9

21.30.677.00F

## CONF.855

Conf.855 per 5 panche Jim -  
nr.10 copritesta rettangolari  
CRIE, nr.20 piedini regolabili  
PBRB, nr.20 TCEI M8x90,  
nr.20 rondelle  
Conf. 855 for 5 JIM benches -  
nr.10 rectangular inserts  
CRIE, nr.20 adjustable feet  
PBRB, nr.20 screws  
TCEI M8x90, nr.20 washers

17.01.855.99A

Optional

## ATP

Piastra per tavolino panca  
Iron link for bench

21.20.419.00F

## BP18

Pannello schienale Cary nero  
Back panel Cary black

11.70.354.02N

## SP23

Pannello sedile Cary nero  
Seat panel Cary black

11.70.355.02N

Seat to be  
upholstered on demand

## SH28

Struttura portante Cary nera  
Bearing structure Cary black

11.70.353.05N

## CF12

Cavallotto superiore  
per gamba panca Jim  
Link for leg bench Jim

11.70.367.77N

## CF13

Cavallotto Jim per fissaggio  
bracciolo su trave  
Joint for bench model Jim

11.70.548.05N

## OMEGA

Omega per attacco telaio per panca  
Metal link for bench

21.20.802.00F

## GA10

Gamba in plastica per panca Jim  
Plastic leg for bench Jim

11.70.366.77N

## TP

Trave per panca  
Beam for bench

1,0 mt - 2 posti 1,0 mt - 2 seats 21.20.797.00N

1,5 mt - 3 posti 1,5 mt - 3 seats 21.20.796.00N

2,0 mt - 4 posti 2,0 mt - 4 seats 21.20.875.00N

2,5 mt - 5 posti 2,5 mt - 5 seats 21.20.799.00N

Disponibile da 2 / 3 / 4 / 5 posti  
nei colori nero e grigio  
Available with 2 / 3 / 4 / 5 seats  
in black and gray



Kit 18.06.537.99A

- Panca
- Bench





Index

# Clever

## Office



### TYPE

- . high
- . low

### VERSION

- . mesh
- . upholstered

### OPTIONS

- . w/headrest
- . lumbar support



# Clever

Office | TASK | Executive

## RU12

Poggiatesta regolabile modello Multipog + viti  
Adjustable headrest model Multipog + screws

11.70.033.83N

## RF05

Schiumato per poggiatesta Multipog  
Foam for headrest model Multipog

21.70.056.00B

## BA23C

Telaio schienale portante alto  
Clever con lama montata  
High backrest model Clever with  
back bar assembled

11.70.048.99N

## BC18

Cornice per rete schienale alto Clever  
High frame for mesh version Clever

11.70.042.03N

## PO27

Poggiareni regolabile Deep per Clever + viti  
Adjustable lumbar support Deep for Clever + screws

11.70.113.92N

## AR32

Coppia braccioli Luke 3D regolabili inclinati  
con staffa in alluminio  
Pair of adjustable inclined armrests  
Luke3D with aluminium brackets

21.70.447.00N

## AR32

Coppia braccioli Luke 3D regolabili inclinati  
con staffa in alluminio  
Pair of adjustable inclined armrests  
Luke3D with aluminium brackets

21.70.447.00N

## SE17

Sedile portante Traslax fisso con 22 borchie  
Fixed outer seat model Traslax with 22 T-Nuts

11.30.980.02N

## SP13

Pannello sedile Stratos  
Seat panel model Stratos

11.30.986.02N

## PGBSH

Pompa a gas 28x50x215 c.105 Dt.46  
Gas lift 28x50x215 c.105, Dt.46

21.30.035.00C

## ME46

Meccanismo modello A50 con traslatore, bloccabile in 4 posizioni  
Synchron mechanism model A50 with slider, with 4 locking positions

21.70.458.00F

## RA25

Base modello Oman Ø700 in alluminio  
Aluminium base model Oman Ø700

21.30.757.00A

## DRHD

Ruota d.65 RAL7024 + perno  
Castor d.65 with RAL7024 + pin

11.25.254.55N3

**Kit 18.06.326.99A**

. Alta - rete con poggiatesta  
. High - mesh w/headrest



Assemblaggio kit: tabella viti pagina 246  
Kit assembly: screws table on page 246

# Clever

Office | TASK | Executive

## BA23C

Telaio schienale portante alto  
Clever con lama montata  
High backrest model Clever with  
back bar assembled

11.70.048.99N

## PO24

Poggiareni per Clever  
Lumbar support for Clever

11.70.050.02N

## AR14

Coppia braccioli regolabili Nemo (2D)  
Pair of adjustable armrests Nemo (2D)

21.70.151.00N

## SE16X

Sedile portante Traslax con traslatore  
Outer seat model Traslax with slider

11.70.398.92N

## PGBSH

Pompa a gas 28x50x215 C.105 - Dt.46  
Gas lift 28x50x215 C.105 - Dt.46

21.30.035.00F

## DRHD

Ruota d.65 RAL7024 + perno  
Castor d.65 with RAL7024 + pin

11.25.254.55N3

## BP13

Pannello schienale alto Clever  
High back panel model Clever

11.70.044.03N

## AR14

Coppia braccioli regolabili Nemo (2D)  
Pair of adjustable armrests Nemo (2D)

21.70.151.00N

## SP13

Pannello sedile Stratos  
Seat panel model Stratos

11.30.986.02N

## ME47

Meccanismo synchron modello A20  
bloccabile in 3 posizioni  
Synchron mechanism model A20  
with 3 locking positions

21.70.459.00F

## RA23

Base modello Oman Ø700  
Base model Oman Ø700

11.30.698.05N



**Kit 18.06.328.99A**

- Alta - tappezzata
- High - upholstered



Assemblaggio kit: tabella viti pagina 246  
Kit assembly: screws table on page 246

# Clever

Office | TASK | Executive

## BA24C

Telaio schienale portante basso  
Clever con lama montata  
Low backrest model Clever with  
back bar assembled

11.70.049.99N

## PO24

Poggiareni per Clever  
Lumbar support for Clever

11.70.050.02N

## AR36

Coppia braccioli regolabili  
dritti modello Step  
Pair of adjustable straight armrests  
model Step

11.70.493.05N

## SE17

Sedile portante Traslax fisso con 22 borchie  
Fixed outer seat model Traslax with 22 T-Nuts

11.30.980.02N

## PGBSH

Pompa a gas 28x50x215 C.105 - Dt.46  
Gas lift 28x50x215 C.105 - Dt.46

21.30.035.00F

## DRS

Ruota Ø50 (GLASS) in nylon  
Nylon castor Ø50 (GLASS)

11.25.270.23N3

## BC19

Cornice per rete schienale basso Clever  
Low frame for mesh version Clever

11.70.043.03N

## AR36

Coppia braccioli regolabili  
dritti modello Step  
Pair of adjustable straight armrests  
model Step

11.70.493.05N

## SP13

Pannello sedile Stratos  
Seat panel model Stratos

11.30.986.02N

## ME19

Meccanismo synchron modello Mirage,  
bloccabile in 4 posizioni  
Synchron mechanism model Mirage,  
w/ 4 locking positions

21.30.767.00F

## RA46

Base modello Alaska Ø680 con anello  
Base model Alaska Ø680 w/ metal ring

11.70.286.05N



**Kit 18.06.327.99A**

- . Bassa - rete
- . Low - mesh



Assemblaggio kit: tabella viti pagina 246  
Kit assembly: screws table on page 246

# Clever

Office | TASK | Executive

## BA24C

Telaio schienale portante basso  
Clever con lama montata  
Low backrest model Clever with  
back bar assembled

11.70.049.99N

## PO24

Poggiareni per Clever  
Lumbar support for Clever

11.70.050.02N

## AR13

Coppia braccioli regolabili  
dritti modello Robinson (2D)  
Pair of adjustable armrests  
model Robinson (2D)

11.70.066.83N

## SE17

Sedile portante Traslax fisso con 22 borchie  
Fixed outer seat model Traslax with 22 T-Nuts

11.30.980.02N

## PGBSH

Pompa a gas 28x50x215 C.105 - Dt.46  
Gas lift 28x50x215 C.105 - Dt.46

21.30.035.00F

## DRS

Ruota Ø50 (GLASS) in nylon  
Nylon castor Ø50 (GLASS)

11.25.270.23N3

## BP14

Pannello schienale basso Clever  
Low back panel model Clever

11.70.045.03N

## AR13

Coppia braccioli regolabili  
dritti modello Robinson (2D)  
Pair of adjustable armrests  
model Robinson (2D)

11.70.066.83N

## SP13

Pannello sedile Stratos  
Seat panel model Stratos

11.30.986.02N

## ME19

Meccanismo synchron modello Mirage,  
bloccabile in 4 posizioni  
Synchron mechanism model Mirage,  
w/ 4 locking positions

21.30.767.00F

## RA46

Base modello Alaska Ø680 con anello  
Base model Alaska Ø680 w/ metal ring

11.70.286.05N




**Kit 18.06.329.99A**

- Bassa - tappezzata
- Low - upholstered



Assemblaggio kit: tabella viti pagina 246  
Kit assembly: screws table on page 246





# College

## Office

**TYPE**  
• cantilever

**VERSION**  
• plastic  
• foamed





# College

Office | MULTIPURPOSE & GUEST | Coworking

**SH25**  
Scocca modello College  
Shell model College

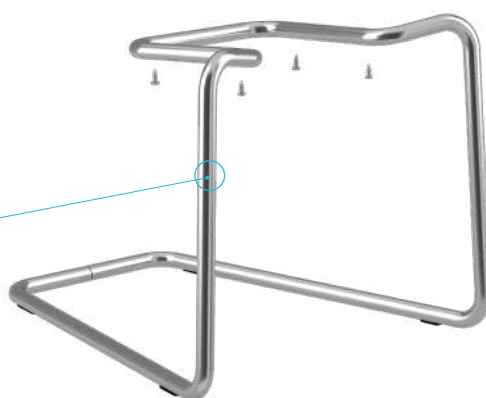
**11.70.173.02A**



## TR30

Telaio slitta College d.22  
cromato  
Cantilever frame for College d.22  
chromed

**21.70.297.00C**



Nr. max di sedie da impilare / Stackable chairs up to: 3



Assemblaggio kit: tabella viti pagina 246  
Kit assembly: screws table on page 246



Colori Plastiche:  
Plastic colours:

	ARANCIO / ORANGE P150U
	BLU / BLUE RAL 5014
	ROSSO / RED 527
	GRIGIO / GREY P WARM GREY 6C
	GIALLO LIMONE / LEMON YELLOW RAL 1012
	VERDE / GREEN P556C
	NERO / BLACK



**Kit 18.06.416.99A**

. Slitta  
. Cantilever

# College

Office | MULTIPURPOSE & GUEST | Directional Classic

## SHP17

Scocca College schiumata  
Foamed College shell

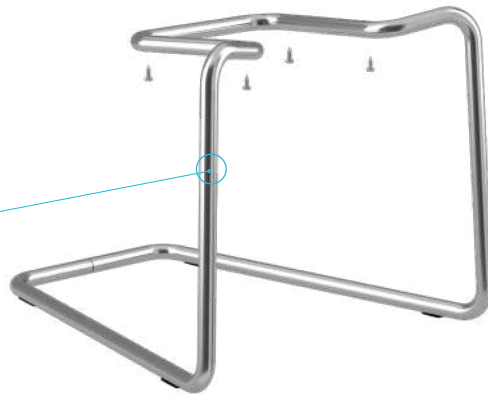
21.70.282.00A



## TR30

Telaio slitta College d.22  
cromato  
Chromed cantilever frame  
for College d.22

21.70.297.00C



Kit 18.06.432.99A

. Slitta  
. Cantilever



Assemblaggio kit: tabella viti pagina 246  
Kit assembly: screws table on page 246

# College

Office | TASK | Home Office

**SH25**  
 Scocca modello College  
 Shell model College  
**11.70.173.02A**

**MP11**  
 Piastra sottoscocca College nera\* + viti  
 Plate under the shell College black\* + screws  
**11.70.187.05N**

**PGBSH**  
 Pompa a gas 28X50X215 C.110  
 Gas lift 28X50X215 C.110  
**21.30.031.00F**

**RA34**  
 Base Alaska d.640 C.50 P.11 con anello  
 Base model Alaska d.640 C.50 P.11 w/ metal ring  
**11.70.170.05N**

**DRG**  
 Ruota Glass Ø50, P.11 - Nr.5  
 Castor Ø50 Glass, P.11 - Nr.5  
**11.25.307.80N3**



Colori Plastiche:  
 Plastic colours:

ARANCIO / ORANGE P150U
BLU / BLUE RAL 5014
ROSSO / RED 527
GRIGIO / GREY P WARM GREY 6C
GIALLO LIMONE / LEMON YELLOW RAL 1012
VERDE / GREEN P556C
NERO / BLACK



Assemblaggio kit: tabella viti pagina 246  
 Kit assembly: screws table on page 246



\* Colori disponibili:  
 \* Available colours:

NERO / BLACK
GRIGIO / GREY RAL 7040



**Kit 18.06.375.99A**  
 . Girevole  
 . Swivel

# College

## Community



### TYPE

- . metal 4-legs
- . swivel
- . swivel 4 star base
- . 4-legs
- . wire
- . wooden 4-legs

### VERSION

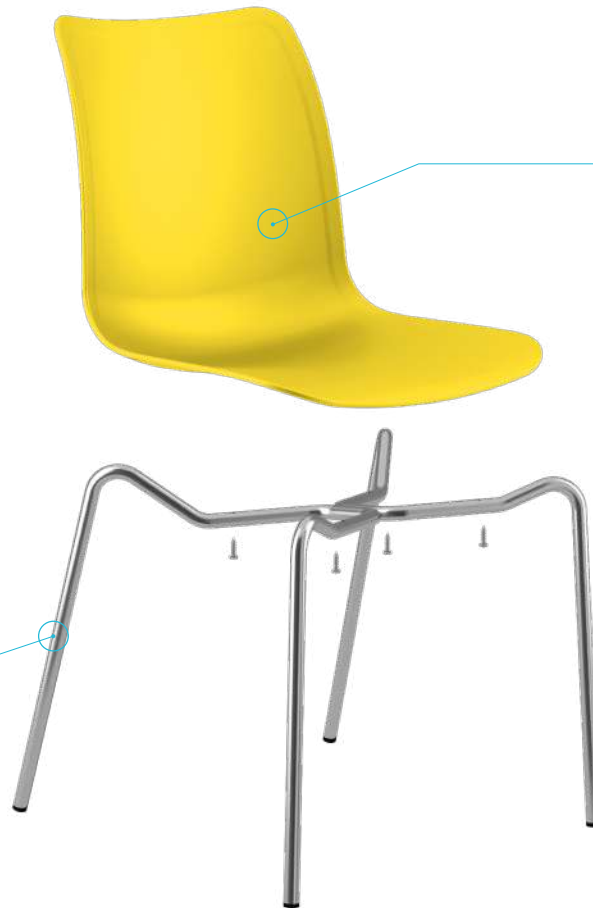
- . plastic
- . foamed

### OPTIONS

- . w/ writing tablet
- . w/ storage basket

# College

Community | CONTRACT | Bar & Café



**SH25**

Scocca modello College  
Shell model College

**11.70.173.02A**

**TF57**

Telaio 4-gambe College cromato  
4-legs chromed frame for College

**21.70.300.00C**



Nr. max di sedie da impilare - scocca in plastica / Stackable chairs up to - plastic shell: 7

Compatibile con distanziale PF13 paracolpo a fungo testa tonda - cod.13.01.260.01 (vedi Catalogo Accessori)  
Compatible with PF1 mushroom-shaped round buffer spacer - cod.13.01.260.01 (see Catalogue Accessories)

Nr. max di sedie da impilare - scocca tappezzata / Stackable chairs up to - upholstered shell: 5



Assemblaggio kit: tabella viti pagina 246  
Kit assembly: screws table on page 246



Colori Plastiche:  
Plastic colours:

	ARANCIO / ORANGE P150U
	BLU / BLUE RAL 5014
	ROSSO / RED 527
	GRIGIO / GREY P WARM GREY 6C
	GIALLO LIMONE / LEMON YELLOW RAL 1012
	VERDE / GREEN P556C
	NERO / BLACK



**Kit 18.06.414.99A**

. 4 gambe in ferro  
. Metal 4-legs



# College

Community | CONTRACT | Bar & Café

**SH26**

Scocca modello College per telaio 4 gambe  
Shell model College for 4-legs frame

**11.70.174.02A**

**TF52**

Telaio 4-gambe in plastica  
per Lux/College + viti fornite  
Plastic 4-legs frame for  
Lux/College + provided screws

**11.70.172.02A**



Colori Plastiche Scocca:  
Plastic Shell colours:

	ARANCIO / ORANGE P150U
	BLU / BLUE RAL 5014
	ROSSO / RED 527
	GRIGIO / GREY P WARM GREY 6C
	GIALLO LIMONE / LEMON YELLOW RAL 1012
	VERDE / GREEN P556C
	NERO / BLACK



Assemblaggio kit: tabella viti pagina 246  
Kit assembly: screws table on page 246



Colori Telaio:  
Frame colours:

	BIANCO / WHITE RAL 9003
	GRIGIO / GREY RAL 7040
	GRIGIO / GREY RAL 7024



**Kit 18.06.364.99A**

. 4 gambe  
. 4-legs

# College

Community | CONTRACT | Restaurant

**SH25**  
Scocca modello College  
Shell model College

11.70.173.02A

**SP24**  
Pannello in plastica per scocca College  
Plastic panel for College shell

21.70.364.00N

**TR31**  
Telaio slitta College  
Wire chromed frame College

21.70.298.00C



Nr. max di sedie da impilare / Stackable chairs up to: 5

Compatibile con distanziale PF13 paracolpo a fungo testa tonda - cod.13.01.260.01 (vedi Catalogo Accessori)  
Compatible with PF1 mushroom-shaped round buffer spacer - cod.13.01.260.01 (see Catalogue Accessories)



Assemblaggio kit: tabella viti pagina 246  
Kit assembly: screws table on page 246



Colori Plastiche:  
Plastic colours:

	ARANCIO / ORANGE P150U
	BLU / BLUE RAL 5014
	ROSSO / RED 527
	GRIGIO / GREY P WARM GREY 6C
	GIALLO LIMONE / LEMON YELLOW RAL 1012
	VERDE / GREEN P556C
	NERO / BLACK



**Kit 18.06.415.99A**

• A filo  
• Wire

# College

Community | CONTRACT | Restaurant



## SHP17

Scocca College schiumata  
Foamed College shell

21.70.282.00A

## TF60

Telaio plastica College con gambe in legno + viti\*  
College plastic frame with wooden legs + screws\*

21.70.311.00N



## Kit 18.06.417.99A

. 4 gambe legno  
. Wooden 4-legs



Assemblaggio kit: tabella viti pagina 246  
Kit assembly: screws table on page 246

# College

Community | CONTRACT | Hotel

## SHP17

Scocca College schiumata  
Foamed College shell

21.70.282.00A

## MP11

Piastra sottoscocca College nera + viti  
Plate under the shell College black + screws

11.70.187.05N

## CV06

Colonna girevole Swiss nera  
Swiss black swivel column

11.70.236.99N

## RA37A

Base 4 razze Swiss alta nera  
con piedini (PBS) e feltrini smontati  
Swiss black high 4-legs base  
with disassembled felted gliders (PBS)

11.70.207.05N



Assemblaggio kit: tabella viti pagina 246  
Kit assembly: screws table on page 246



Colori Plastiche MP11:  
Plastic MP11 colours:

	GRIGIO / GREY RAL 7040
	NERO / BLACK



Colori Plastiche RA37A - CV06:  
Plastic RA37A - CV06 colours:

	NERO / BLACK
	GRIGIO / GREY RAL 7024
	BIANCO / WHITE RAL 9003




**Kit 18.06.386.99A**

- Girevole base fissa
- Swivel 4 star base

# College

Community | PUBLIC AREA | Educational



**SH25**  
Scocca modello College  
Shell model College

**11.70.173.02A**

## MP11

Piastra sottoscocca College RAL 7040 + viti  
Plate under the shell College RAL 7040 + screws

**11.70.187.05G**



## CONF.596

Nr.2 CV04 Colonna girevole D.50  
Nr.2 CV04 Swivel column D.50


**17.03.596.99A**



## KI01

Kit base girevole College RAL 7040  
College swivel kit base RAL 7040

**11.34.001.99G**



Nr.1 RA35

Base College 4 razze RAL 7040  
College 4 spokes base RAL 7040  
**11.70.186.05G**

Nr.1 CEPC

Cestello portaoggetti per College RAL 7040  
Storage basket for (model) College RAL 7040  
**11.70.189.02G**

Nr.1 CONF.590

Kit ruote RAL 7040 + viti per College  
Castors kit RAL 7040 + screws for College  
**17.03.590.99A**



Assemblaggio kit: tabella viti pagina 246  
Kit assembly: screws table on page 246



Colori Plastiche Scocca:  
Plastic Shell colours:

	ARANCIO / ORANGE P150U
	BLU / BLUE RAL 5014
	ROSSO / RED 527
	GRIGIO / GREY P WARM GREY 6C
	GIALLO LIMONE / LEMON YELLOW RAL 1012
	VERDE / GREEN P556C
	NERO / BLACK



Colori Plastiche MP11/KI01:  
Plastic MP11/KI01 colours:

	GRIGIO / GREY RAL 7040
	NERO / BLACK



**Kit 18.06.376.99A**

- . Girevole con cestello portaoggetti
- . Swivel w/storage basket



# College

Community | PUBLIC AREA | Educational

**SH25**  
Scocca modello College  
Shell model College

**11.70.173.02A**

**MP11**  
Piastra sottoscocca College RAL 7040 + viti  
Plate under the shell College RAL 7040 + screws

**11.70.187.05G**

## KI02

Kit base girevole College RAL 7040 con tavoletta  
College swivel kit base RAL 7040 w/writing tablet

**11.34.002.99G**

- Nr.1 RA35 Base College 4 razze RAL 7040  
College 4 spokes base RAL 7040  
**11.70.186.05G**
- Nr.1 CEPC Cestello portaoggetti per College RAL 7040  
Storage basket for (model) College RAL 7040  
**11.70.189.02G**
- Nr.1 CONF.590 Kit ruote RAL 7040 + viti per College  
Castors kit RAL 7040 + screws for College  
**17.03.590.99A**
- Nr.0.5 CONF.594 Nr.2 TL01 Tavoletta in poliuretano  
Nr.2 TL01 Writing tablet in polyurethane  
**27.03.594.00A**
- Nr.0.5 CONF.595 Nr.2 MT08 Supporto tavoletta + boccola  
Nr.2 ablet support + bush  
**17.03.595.99A**
- Nr.0.5 CONF.596 Nr.2 CV04 Colonna girevole D.50  
Nr.2 CV04 Swivel column D.50  
**17.03.596.99A**



Assemblaggio kit: tabella viti pagina 246  
Kit assembly: screws table on page 246



Colori Plastiche Scocca:  
Plastic Shell colours:

	ARANCIO / ORANGE P150U
	BLU / BLUE RAL 5014
	ROSSO / RED 527
	GRIGIO / GREY P WARM GREY 6C
	GIALLO LIMONE / LEMON YELLOW RAL 1012
	VERDE / GREEN P556C
	NERO / BLACK



Colori Plastiche MP11/KI02:  
Plastic MP11/KI02 colours:

	GRIGIO / GREY RAL 7040
	NERO / BLACK




**Kit 18.06.363.99A**

- Girevole con cestello portaoggetti e tavoletta
- Swivel w/storage basket and writing tablet

# College

Community | PUBLIC AREA | Educational



Assemblaggio kit: tabella viti pagina 246  
Kit assembly: screws table on page 246



Colori Plastiche Scocca:  
Plastic Shell colours:

	ARANCIO / ORANGE P150U
	BLU / BLUE RAL 5014
	ROSSO / RED 527
	GRIGIO / GREY P WARM GREY 6C
	GIALLO LIMONE / LEMON YELLOW RAL 1012
	VERDE / GREEN P556C
	NERO / BLACK



Colori Plastiche MP11/KI03:  
Plastic MP11/KI03 colours:

	GRIGIO / GREY RAL 7040
	NERO / BLACK



**Kit 18.06.384.99A**

- Girevole con cestello portaoggetti e tavoletta
- Swivel w/storage basket and writing tablet



# College

Community | PUBLIC AREA | Educational



Assemblaggio kit: tabella viti pagina 246  
Kit assembly: screws table on page 246



Colori Plastiche Scocca:  
Plastic Shell colours:

	ARANCIO / ORANGE P150U
	BLU / BLUE RAL 5014
	ROSSO / RED 527
	GRIGIO / GREY P WARM GREY 6C
	GIALLO LIMONE / LEMON YELLOW RAL 1012
	VERDE / GREEN P556C
	NERO / BLACK



Colori Plastiche MP11:  
Plastic MP11 colours:

	GRIGIO / GREY RAL 7040
	NERO / BLACK



**Kit 18.06.383.99A**

- . Girevole con tavoletta
- . Swivel w/writing tablet

# College

Community | PUBLIC AREA | Educational

## TLT3

Tavoletta ambidestra con porta bicchiere e porta penna  
Ambidextrous tablet with cup holder and pen holder

11.30.923.32N

## MP11

Piastra sottoscocca College nera + viti  
Plate under the shell College black + screws

11.70.187.05N

## MT09

Supporto tavoletta sedia College per girevole  
Tablet support for (model) College swivel version

21.70.217.00N

## RA34

Base Alaska d.640 C.50 P.11 con anello  
Base model Alaska d.640 C.50 P.11 w/ metal ring

11.70.170.05N

## SH25

Scocca modello College  
Shell model College

11.70.173.02A

## CONF.603

Nr.2 MT10 + Nr.8 viti HILO TPS 4x16  
Nr.2 MT10 + Nr.8 screws HILO TPS 4x16

17.03.603.99A

## CONF.839

Kit guancette per supporto tavoletta  
Coup-links kit for tablet support

17.01.839.99A

## PGBSH

Pompa a gas 28X50X215 C.120  
Gas lift 28X50X215 C.120

21.30.031.00F

## DRG

Ruota Glass Ø50, P.11 - Nr.5  
Castor Ø50 Glass, P.11 - Nr.5

11.25.307.80N3



Assemblaggio kit: tabella viti pagina 246  
Kit assembly: screws table on page 246



Colori Plastiche Scocca:  
Plastic Shell colours:

	ARANCIO / ORANGE P150U
	BLU / BLUE RAL 5014
	ROSSO / RED 527
	GRIGIO / GREY P WARM GREY 6C
	GIALLO LIMONE / LEMON YELLOW RAL 1012
	VERDE / GREEN P556C
	NERO / BLACK



Colori Plastiche MP11:  
Plastic MP11 colours:



**Kit 18.06.382.99A**

- Girevole con tavoletta
- Swivel w/writing tablet



# College

Community | PUBLIC AREA | Training & Conference



Assemblaggio kit: tabella viti pagina 246  
Kit assembly: screws table on page 246



Colori Plastiche Scocca:  
Plastic Shell colours:

ARANCIO / ORANGE P150U
BLU / BLUE RAL 5014
ROSSO / RED 527
GRIGIO / GREY P WARM GREY 6C
GIALLO LIMONE / LEMON YELLOW RAL 1012
VERDE / GREEN P556C
NERO / BLACK



Colori Telaio:  
Frame colours:

BIANCO / WHITE RAL 9003
GRIGIO / GREY RAL 7040
GRIGIO / GREY RAL 7024



**Kit 18.06.377.99A**

- 4 gambe con braccioli e tavoletta
- 4-legs w/armrests and writing tablet



# College

Community | PUBLIC AREA | Waiting Areas

## SH25

Scocca modello College  
Shell model College

11.70.173.02A

## AF41

Bracciolo in plastica per panca Jim  
Plastic armrest for bench Jim

11.70.547.05N

## TG36

Telaio per panca College  
con attacco Omega  
Frame for bench  
College with metal link

21.70.592.00N

## SH25

Scocca modello College  
Shell model College

11.70.173.02A

## CF12

Cavallotto superiore  
per gamba panca Jim  
Link for leg bench Jim

11.70.367.77N

## CONF.855

Conf.855 per 5 panche Jim -  
nr.10 copritesta rettangolari  
CRIE, nr.20 piedini regolabili  
PBRB, nr.20 TCEI M8x90,  
nr.20 rondelle  
Conf. 855 for 5 JIM benches -  
nr.10 rectangular inserts  
CRIE, nr.20 adjustable feet  
PBRB, nr.20 screws  
TCEI M8x90, nr.20 washers

17.01.855.99A

## CF13

Cavallotto Jim per fissaggio  
bracciolo su trave  
Joint for bench model Jim

11.70.548.05N

## OMEGA

Omega per attacco telaio per panca  
Metal link for bench

21.20.802.00F

## TP

Trave per panca  
Beam for bench

1,0 mt - 2 posti	1,0 mt - 2 seats	21.20.797.00N
1,5 mt - 3 posti	1,5 mt - 3 seats	21.20.796.00N
2,0 mt - 4 posti	2,0 mt - 4 seats	21.20.875.00N
2,5 mt - 5 posti	2,5 mt - 5 seats	21.20.799.00N

Disponibile da 2 / 3 / 4 / 5 posti  
nei colori nero e grigio  
Available with 2 / 3 / 4 / 5 seats  
in black and gray

## GA10

Gamba in plastica per panca Jim  
Plastic leg for bench Jim

11.70.366.77N

Optional

## ATP

Piastra per tavolino panca  
Iron link for bench

21.20.419.00F



Kit 18.06.536.99A

- . Panca
- . Bench



Assemblaggio kit: tabella viti pagina 246  
Kit assembly: screws table on page 246





# College

STOOL

## Community



### TYPE

- wooden 4-legs
- adjustable round base
- 4-legs metal frame

### VERSION


- plastic shell
- upholstered shell

# College STOOL

Community | CONTRACT | Bar & Café / Home

**SH32**  
Scocca bassa College  
Low shell College

11.70.481.02A



## TF63/TF65

TF63 - Kit telaio 4G sgab. College H75  
con supporto e poggiapiedi

TF65 - Kit telaio 4G sgab. College H65  
con supporto e poggiapiedi

TF63 - 4-leg stool frame kit College H75  
with support and footrest

TF65 - 4-leg stool frame kit College H65  
with support and footrest

TF63 21.70.413.00N

TF65 21.70.462.00N



Assemblaggio kit: tabella viti pagina 246  
Kit assembly: screws table on page 246



Colori Plastiche:  
Plastic colours:

NERO / BLACK	MARRONE / BROWN 699
ROSSO / RED 1599	MARRONE / BROWN 495

ROSA CIPRIA / POWDER PINK	ORO / GOLD 4957
VERDE / GREEN 2164	AVORIO / IVORY RAL 1013



Kit 18.06.466.99A TF63

Kit 18.06.465.99A TF65

. Sgabello 4 gambe legno  
. Wooden 4-legs stool



# College STOOL

Community | CONTRACT | Bar & Café / Home

**SH32**  
Scocca bassa College  
Low shell College

11.70.481.02A



**MP18**  
Piastra sottoscocca per sgabello College  
Plate under the shell College stool

11.70.490.05N




**PGBSH**  
Pompa a gas 28X50X375 - C260  
Gas lift 28X50X227 - C260

21.30.034.00C



**PP03**  
Poggiapièdi con cilindro D60  
Footrest with cylinder D60

21.70.494.00C



**RA54**  
Base tonda d.450 cromata  
Round base d.450 chromed

21.70.495.00C



Assemblaggio kit: tabella viti pagina 246  
Kit assembly: screws table on page 246



Colori Plastiche:  
Plastic colours:

NERO / BLACK	MARRONE / BROWN 699
ROSSO / RED 1599	MARRONE / BROWN 495

ROSA CIPRIA / POWDER PINK	ORO / GOLD 4957
VERDE / GREEN 2164	AVORIO / IVORY RAL 1013



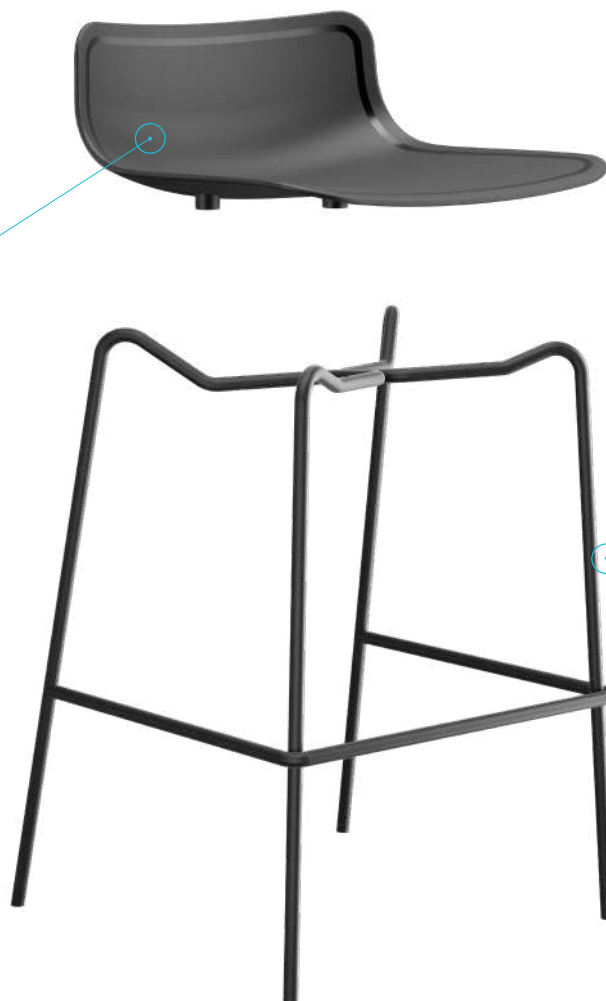
**Kit 18.06.467.99A**

. Sgabello regolabile - base tonda  
. Adjustable stool - round base

# College STOOL

Community | CONTRACT | Bar & Café

**SH32**  
Scocca bassa College  
Low shell College  
**11.70.481.02A**



**TF66**  
Telaio sgabello 4 gambe College nero  
4-legs stool frame College black  
**21.70.466.00N**



Assemblaggio kit: tabella viti pagina 246  
Kit assembly: screws table on page 246



Colori Plastiche:  
Plastic colours:

NERO / BLACK	ROSA CIPRIA / POWDER PINK
MARRONE / BROWN 699	ORO / GOLD 4957
ROSSO / RED 1599	VERDE / GREEN 2164
MARRONE / BROWN 495	AVORIO / IVORY RAL 1013



**Kit 18.06.494.99A**

. Sgabello 4 gambe in metallo  
. 4-legs metal stool

# College STUOL

## Office



**TYPE**  
• swivel

**VERSION**  
• plastic shell

# College STOOL

Office | TASK | Coworking & Laboratory

**SH32**  
Scocca bassa College  
Low shell College

11.70.481.02A

**MP11**  
Piastra sottoscocca + leva College  
Plate under the shell + lever College

11.70.187.05N

**PGBSH**  
Pompa a gas 28X50X375 - C260  
Gas lift 28X50X227 - C260

21.30.034.00C

in alternativa con RA34:  
alternatively with RA34:  
PGBSH 28x50x315 - 21.30.033.00F

**PP01**  
Poggiapiedi d.450 Mopo nero  
Footring d.450 model Mopo black

11.30.851.05N

**DRS**  
Ruota d.50  
Castor d.50

11.25.270.23N3

**RA46**  
Base modello Alaska Ø680 con anello  
Base model Alaska Ø680 w/ metal ring

11.70.286.05N

in alternativa RA34  
alternatively RA34



Assemblaggio kit: tabella viti pagina 246  
Kit assembly: screws table on page 246



Colori Plastiche:  
Plastic colours:

	NERO / BLACK
	MARRONE / BROWN 699
	ROSSO / RED 1599
	MARRONE / BROWN 495

	ROSA CIPRIA / POWDER PINK
	ORO / GOLD 4957
	VERDE / GREEN 2164
	AVORIO / IVORY RAL 1013



**Kit 18.06.470.99A**  
with RA46

**Kit 18.06.471.99A**  
with RA34

. Sgabello girevole  
. Swivel stool





# Eve

Office | TASK | Coworking

## BI24

Schienale interno alto Eve 4 borchie nero  
Inner back Eve w/ 4 T-nuts in black

11.70.313.02N

## BE24

Schienale esterno alto Eve nero  
Outer back Eve in black

11.70.239.02N

## CP06

Contatto Eve up-down  
con asta nero  
Up-down permanent contact  
w/ bar in black

11.70.318.99N

## AF36

Bracciolo Clark nero  
Armrest model Clark black

11.70.219.05N

## MP14

Piastra per Eve senza spatola  
Plate for Eve

21.70.278.00F

## VGJ

Volantino Jolly con perno 8x30 nero  
Handwheel model Jolly with iron pin 8x30 black

11.41.245.73N

## PGBSH

Pompa a gas 28x50x215 c.105 Dt.46  
Gas lift 28x50x215 c.105, Dt.46

21.30.035.00F

## DRS

Ruota d.50 (GLASS) in Nylon  
Nylon castor d.50 (GLASS)

11.25.270.23N3

## AF36

Bracciolo Clark nero  
Armrest model Clark black

11.70.219.05N

## S113

Sedile interno Eve con 18 borchie  
Inner seat Eve w/ 18 T-nuts

21.70.240.00N

## SE22

Sottosedile Eve per piastra nero + pulsante CF11  
Outer seat Eve for plate + button CF11

11.70.256.02N

## BSOM

Base Somalia d.630 C.50 P.11  
Somalia base d.640 C.50 P.11

11.30.123.05N



Assemblaggio kit: tabella viti pagina 246  
Kit assembly: screws table on page 246



NERO / BLACK  
BIANCO / WHITE RAL 9003



Kit 18.06.388.99N  
Kit 18.06.388.99B

- Contatto up-down
- Up-down mechanism



# Eve

Office | TASK | Coworking

## BI24

Schienale interno alto Eve 4 borchie nero  
Inner back Eve w/ 4 T-nuts in black

11.70.313.02N

## BE24

Schienale esterno alto Eve bianco  
Outer back Eve in white

11.70.239.02B

## CP06

Contatto Eve up-down  
con asta bianco  
Up-down permanent contact  
w/ bar in white

11.70.318.99B

## AR28

Coppia braccioli regolabili  
Lothar bianco e nero  
Pair of adjustable armrests Lothar  
black and white

21.70.295.00BN

## AR28

Coppia braccioli regolabili  
Lothar bianco e nero  
Pair of adjustable armrests Lothar  
black and white

21.70.295.00BN

## SI13

Sedile interno Eve con 18 borchie  
Inner seat Eve w/ 18 T-nuts

21.70.240.00N

## SE22

Sottosedile Eve per piastra bianco + pulsante CF11  
Outer seat Eve for plate + button CF11

11.70.256.02B

## MP14

Piastra per Eve senza spatola  
Plate for Eve

21.70.278.00F

## VGJ

Volantino Jolly con perno 8x30 nero  
Handwheel model Jolly with iron pin 8x30 black

11.41.245.73N

## PGBSH

Pompa a gas 28x50x215 c.105 Dt.46  
Gas lift 28x50x215 c.105, Dt.46

21.30.035.00F

## RA34

Base Alaska d.640 C.50 P.11 con anello  
Base model Alaska d.640 C.50 P.11 w/ metal ring

11.70.170.05N

## DRS

Ruota d.50 (GLASS) in Nylon  
Nylon castor d.50 (GLASS)

11.25.270.23N3



Assemblaggio kit: tabella viti pagina 246  
Kit assembly: screws table on page 246



NERO / BLACK

BIANCO / WHITE RAL 9003



Kit 18.06.389.99N  
Kit 18.06.389.99B

- Contatto up-down
- Up-down mechanism

# Eve

Office | TASK | Coworking

## BI23

Schienale interno alto Eve 6 borchie nero  
Inner back Eve w/ 6 T-nuts in black

11.70.273.02N

## BE24

Schienale esterno alto Eve bianco  
Outer back Eve in white

11.70.239.02B

## LC07

Copertina per lama  
up-down Eve bianca  
Back-bar cover up-down  
Eve in white

11.70.290.02B

## AR28

Coppia braccioli regolabili  
Lothar bianco e nero  
Pair of adjustable armrests  
Lothar black and white

21.70.295.00BN

## LMIE

Lama ferro up-down corsa 80  
Metal up-down back bar - stroke 80

21.70.518.00F

## ME31

Meccanismo Falcon 3 posizioni con traslatore  
Falcon mechanism w/ slider, 3 positions

21.70.229.00F

## PGBSH

Pompa a gas 28x50x215 c.105 Dt.46  
Gas lift 28x50x215 c.105, Dt.46

21.30.035.00F

## DRSD

Ruota d.50 Desmopan  
Castor d.50 Desmopan

11.25.272.55N3

## AR28

Coppia braccioli regolabili  
Lothar bianco e nero  
Pair of adjustable armrests Lothar  
black and white

21.70.295.00BN

## S113

Sedile interno Eve con 18 borchie  
Inner seat Eve w/ 18 T-nuts

21.70.240.00N

## SE23

Sottosedile Eve per synchro bianco  
Outer seat Eve for synchro in white

11.70.257.02B

## RA34

Base Alaska d.640 C.50 P.11 con anello  
Base model Alaska d.640 C.50 P.11 w/metal ring

11.70.170.05N



Assemblaggio kit: tabella viti pagina 246  
Kit assembly: screws table on page 246



NERO / BLACK  
BIANCO / WHITE RAL 9003

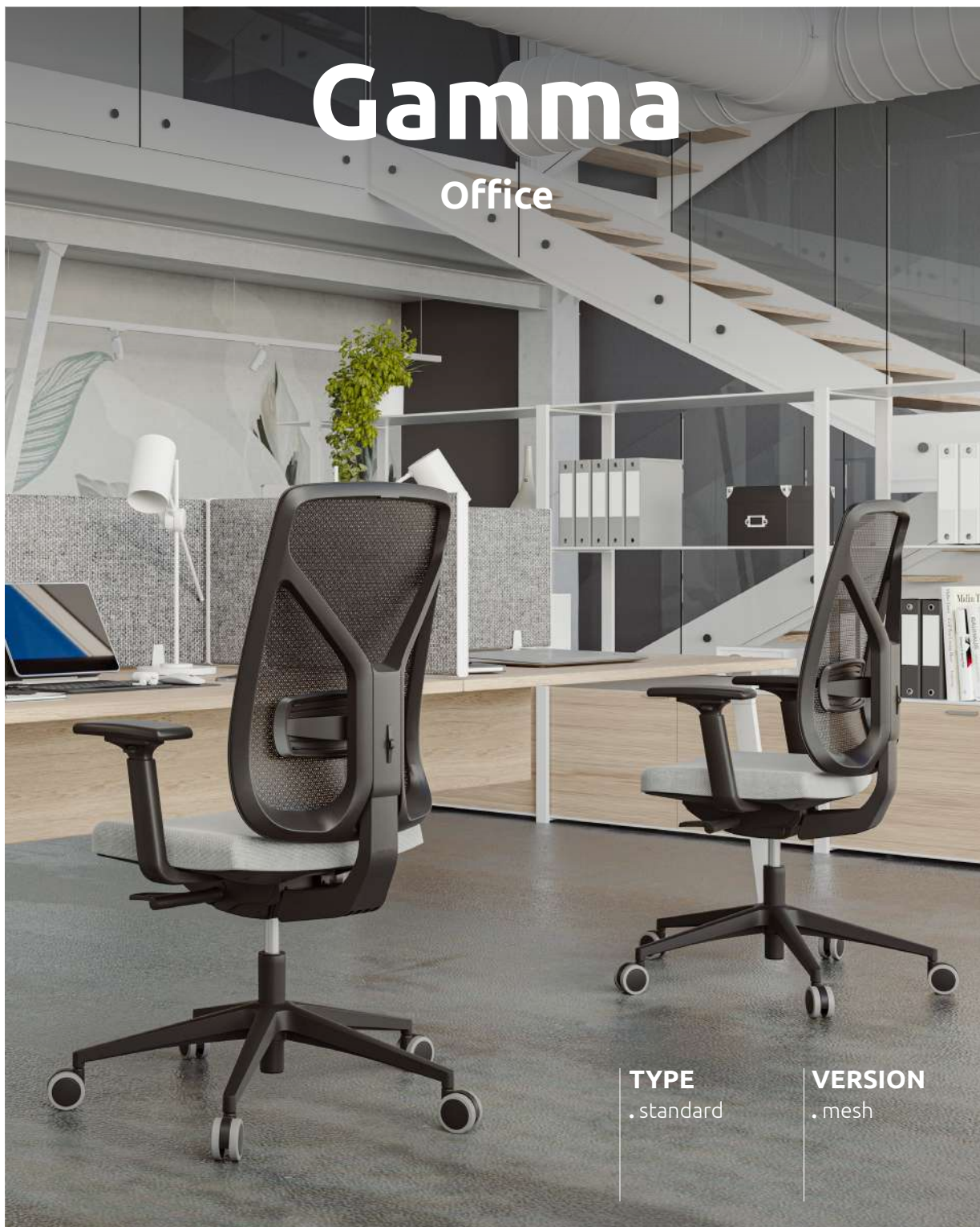


Kit 18.06.390.99N  
Kit 18.06.390.99B

• Meccanismo Synchro  
• Synchro mechanism

# Gamma

## Office



**TYPE**  
• standard

**VERSION**  
• mesh

# Gamma

Office | TASK | Operative

## RU14

Poggiatesta regolabile modello Mesh Multipog  
Adjustable headrest model Mesh Multipog

11.70.165.83N

## HB02

Appendino portagiacca nero Unique  
Coat hanger black Unique

11.70.496.05N

## BA43CP

Schienale portante + supporto lombare Gamma  
Backrest + lumbar support Gamma

11.70.577.99A

## AR38

Coppia braccioli regolabili modello Shazam (4D)  
Pair of adjustable armrests model Shazam (4D)

21.70.529.00N

## SE16X

Sedile portante Traslax con traslatore  
Outer seat model Traslax with slider

11.70.398.92N

## PGBSH

Pompa a gas 28X50X215 - C105  
Gas lift 28X50X215 - C105

21.30.035.00F

## DRHD

Ruota Ø65, desmopan grigio RAL7024  
Castor Ø65, grey RAL7024 desmopan

11.25.254.55N3

## RC01

Cornice per rete poggiatesta Mesh  
Open frame for Mesh headrest

11.70.168.04N

## BC30

Cornice per schienale rete Gamma  
Open frame for Gamma mesh backrest

11.70.561.03A

## RP03

Pannello poggiatesta Gamma da tappezzare  
Lumbar support upholstery panel Gamma

11.70.576.02N

## AR38

Coppia braccioli regolabili modello Shazam (4D)  
Pair of adjustable armrests model Shazam (4D)

21.70.529.00N

## SP14

Pannello sedile Follow  
Panel seat model Follow

11.30.987.02N

## ME45

Meccanismo modello A50 bloccabile in 4 posizioni  
Synchron mechanism model A50, with 4 locking positions

21.70.434.00F

## RA53

Base mod. Qatar ø720 con anello  
Base mod. Qatar ø720

11.70.499.05N

Kit 18.06.520.99N

Kit 18.06.520.99B

. Rete con poggiatesta  
. Mesh w/headrest



	NERO / BLACK
	GRIGIO PERLA / PEARL GREY RAL 7048
	BIANCO / WHITE RAL 9003



Assemblaggio kit: tabella viti pagina 246  
Kit assembly: screws table on page 246

Index



# Gamma

Office | TASK | Operative

## BA43CP

Schienale portante + supporto lombare Gamma  
Backrest + lumbar support Gamma

11.70.577.99A

## BC30

Cornice per schienale rete Gamma  
Open frame for Gamma mesh backrest

11.70.561.03A

## RP03

Pannello poggiatesta Gamma da tappezzare  
Lumbar support upholstery panel Gamma

11.70.576.02N

## AR33

Coppia braccioli Shuttle 3D regolabili inclinati  
Pair of adjustable inclined armrests Shuttle 3D

11.70.463.11N

## AR33

Coppia braccioli Shuttle 3D regolabili inclinati  
Pair of adjustable inclined armrests Shuttle 3D

11.70.463.11N

## SI12

Sedile interno Liz con 18 borchie  
Inner seat Liz with 18 T-Nuts

21.70.294.00N

## SE24

Sottosedile Liz nero  
Outer seat Liz black

11.70.307.02N

## ME48

Meccanismo A20 bloccabile in 3 posizioni con traslatore  
A20 mechanism lockable in 3 positions with slider

21.70.492.00F

## PGBSH

Pompa a gas 28X50X215 - C105  
Gas lift 28X50X215 - C105

21.30.035.00F

## RA53

Base mod. Qatar ø720 con anello  
Base mod. Qatar ø720

11.70.499.05N

## DRHD

Ruota Ø65, desmopan grigio RAL7024  
Castor Ø65, grey RAL7024 desmopan

11.25.254.55N3



NERO / BLACK

GRIGIO PERLA / PEARL GREY RAL 7048

BIANCO / WHITE RAL 9003



Assemblaggio kit: tabella viti pagina 246  
Kit assembly: screws table on page 246



Kit 18.06.520.99N

Kit 18.06.520.99B

. Rete  
. Mesh

Index

# Gamma

Office | TASK | Operative

## BA43CP

Schienale portante + supporto lombare Gamma  
Backrest + lumbar support Gamma

11.70.577.99A

## BC30

Cornice per schienale rete Gamma  
Open frame for Gamma mesh backrest

11.70.561.03A

## RP03

Pannello poggiatesta Gamma da tappezzare  
Lumbar support upholstery panel Gamma

11.70.576.02N

## SPF03

Comfort in TPU per sedile Borg  
Comfort TPU pad for Borg seat

21.70.383.00N

## AR13G

Coppia braccioli regolabili dritti modello Robinson  
Pair of adjustable straight armrests Robinson

11.70.120.56N

## AR13G

Coppia braccioli regolabili dritti modello Robinson  
Pair of adjustable straight armrests Robinson

11.70.120.56N

## SA01

Telaio portante sedile Borg nero  
Bearing seat Borg black

11.70.380.05N

## PGBSH

Pompa a gas 28X50X227 - C120  
Gas lift 28X50X227 - C120

21.30.036.00F

## DRH

Ruota Ø65  
Castor Ø65

11.25.250.23N3

## SC01

Cornice per sedile rete Borg nera  
Inner frame Borg seat

11.70.381.04N

## ME47

Meccanismo synchron mod. A20 bloccabile in 3 posizioni  
Synchron mechanism model A20 with 3 locking positions

21.70.459.00F

## RA50

Base Galles in nylon Ø700  
Base Galles in nylon Ø700

11.70.443.05N



	NERO / BLACK
	GRIGIO PERLA / PEARL GREY RAL 7048
	BIANCO / WHITE RAL 9003



Assemblaggio kit: tabella viti pagina 246  
Kit assembly: screws table on page 246



Kit 18.06.520.99N  
Kit 18.06.520.99B

. Rete  
. Mesh



# Gamma

Office | TASK | Operative

## BA43CP

Schienale portante + supporto lombare Gamma  
Backrest + lumbar support Gamma

11.70.577.99A

## SF12

Schiumato sedile Pasha  
Seat foam Pasha

21.70.484.00B

## AR28

Coppia braccioli regolabili modello Lothar  
Pair of adjustable armrests Lothar

21.70.295.00BN

## SC02

Cornice per sottosedile tappezzabile Pasha  
Pasha outer seat frame

11.70.454.02N

## PGBSH

Pompa a gas 28X50X227 - C120  
Gas lift 28X50X227 - C120

21.30.036.00F

## DRH

Ruota Ø65  
Castor Ø65

11.25.250.23N3

## BC30

Cornice per schienale rete Gamma  
Open frame for Gamma mesh backrest

11.70.561.03A

## RP03

Pannello poggiatesta Gamma da tappezzare  
Lumbar support upholstery panel Gamma

11.70.576.02N

## AR28

Coppia braccioli regolabili modello Lothar  
Pair of adjustable armrests Lothar

21.70.295.00BN

## S118

Sedile interno Pasha 22 borchie M6 con 2 barre  
Inner seat Pasha with 22 t-nuts with two bars

21.70.452.00N

## SE25

Sottosedile tappezzabile Pasha  
Outer seat Pasha to be upholstered

11.70.453.03N

## ME46

Meccanismo A50 con traslatore, bloccabile in 4 posizioni  
Mechanism model A50 with slider, with 4 locking positions

21.70.458.00F

## RA50

Base Galles in nylon bianca Ø700  
Base Galles in nylon white Ø700

11.70.443.05B



NERO / BLACK
GRIGIO PERLA / PEARL GREY RAL 7048
BIANCO / WHITE RAL 9003



Assemblaggio kit: tabella viti pagina 246  
Kit assembly: screws table on page 246



Kit 18.06.520.99N

Kit 18.06.520.99B

- . Rete
- . Mesh





# Giulietta

Office

## TYPE

. one version

## VERSION

. mesh

## OPTIONS

. w/headrest  
. lumbar support

# Giulietta

Office | TASK | Operative

## BY07

Telaio schienale, cornice rete e poggiatesta modello Giulietta  
Backrest, frame for mesh and lumbar support model Giulietta

11.32.007.99N

## AR18

Coppia braccioli regolabili inclinati Luke (2D)  
Pair of adjustable inclined armrests Luke (2D)

21.70.251.00N

## SE21

Sottosedile Risko2  
Outer seat Risko2

11.70.317.02N

## ME19

Meccanismo synchron modello Mirage, bloccabile in 4 posizioni  
Synchron mechanism model Mirage, w/ 4 locking positions

21.30.767.00F

## RA46

Base modello Alaska Ø680 con anello  
Base model Alaska Ø680 w/ metal ring

11.70.286.05N

## DRS

Ruota d.50 (GLASS) in Nylon  
Nylon castor d.50 (GLASS)

11.25.270.23N3

## AR18

Coppia braccioli regolabili inclinati Luke (2D)  
Pair of adjustable inclined armrests Luke (2D)

21.70.251.00N

## SF03

Schiumato sedile Led  
Foam seat Led

21.30.404.00B

## SI17

Sedile interno plastica Risko2 per braccioli dietro 14 borchie  
Inner seat plastic mod. Risko2 back armrest with 14 t-nuts

21.70.292.00N

## PGBSH

Pompa a gas 28x50x215 Dt.46, C.105  
Gas lift 28x50x215 Dt.46, C.105

21.30.035.00F

Kit 18.06.360.99A

- . Rete
- . Mesh



Assemblaggio kit: tabella viti pagina 246  
Kit assembly: screws table on page 246



# Giulietta

Office | TASK | Operative

## RU15

Poggiatesta regolabile modello Mesh per Giulietta + viti  
Adjustable headrest model Mesh for Giulietta + screws

11.70.166.83N

## BY07

Telaio schienale, cornice rete e poggiatesta modello Giulietta  
Backrest, frame for mesh and lumbar support model Giulietta

11.32.007.99N

## AR08

Coppia braccioli regolabili Mambo con pad in PU (2D)  
Pair of adjustable armrests model Mambo with pad in PU (2D)

21.30.754.00N

## RC01

Cornice poggiatesta Mesh per rete  
Frame for Mesh headrest

11.70.168.04N

## AR08

Coppia braccioli regolabili Mambo con pad in PU (2D)  
Pair of adjustable armrests model Mambo with pad in PU (2D)

21.30.754.00N

## SP14

Pannello sedile Follow  
Seat panel model Follow

11.30.987.02N

## SE16

Sedile modello Traslax con traslatore  
Outer seat model Traslax with slider

11.30.979.92N

## ME45

Meccanismo synchron modello A-50 bloccabile in 4 posizioni  
Synchron mechanism model A-50 with 4 locking positions

21.70.434.00F

## PGBSH

Pompa a gas 28x50x230 E.110, C.125  
Gas lift 28x50x230 E.110, C.125

21.30.028.00F

## RA13

Base modello Cipro Ø680, C.50, P.11  
Base model Cipro Ø680, C.50, P.11

11.30.450.05N

## DRHD

Ruota Ø65 RAL7024, P.11 - Nr.5  
Castor Ø65 RAL7024, P.11 - Nr.5

11.25.254.55N3

## Kit 18.06.359.99A

- Rete assemblata con poggiatesta
- Mesh to be assembled w/headrest



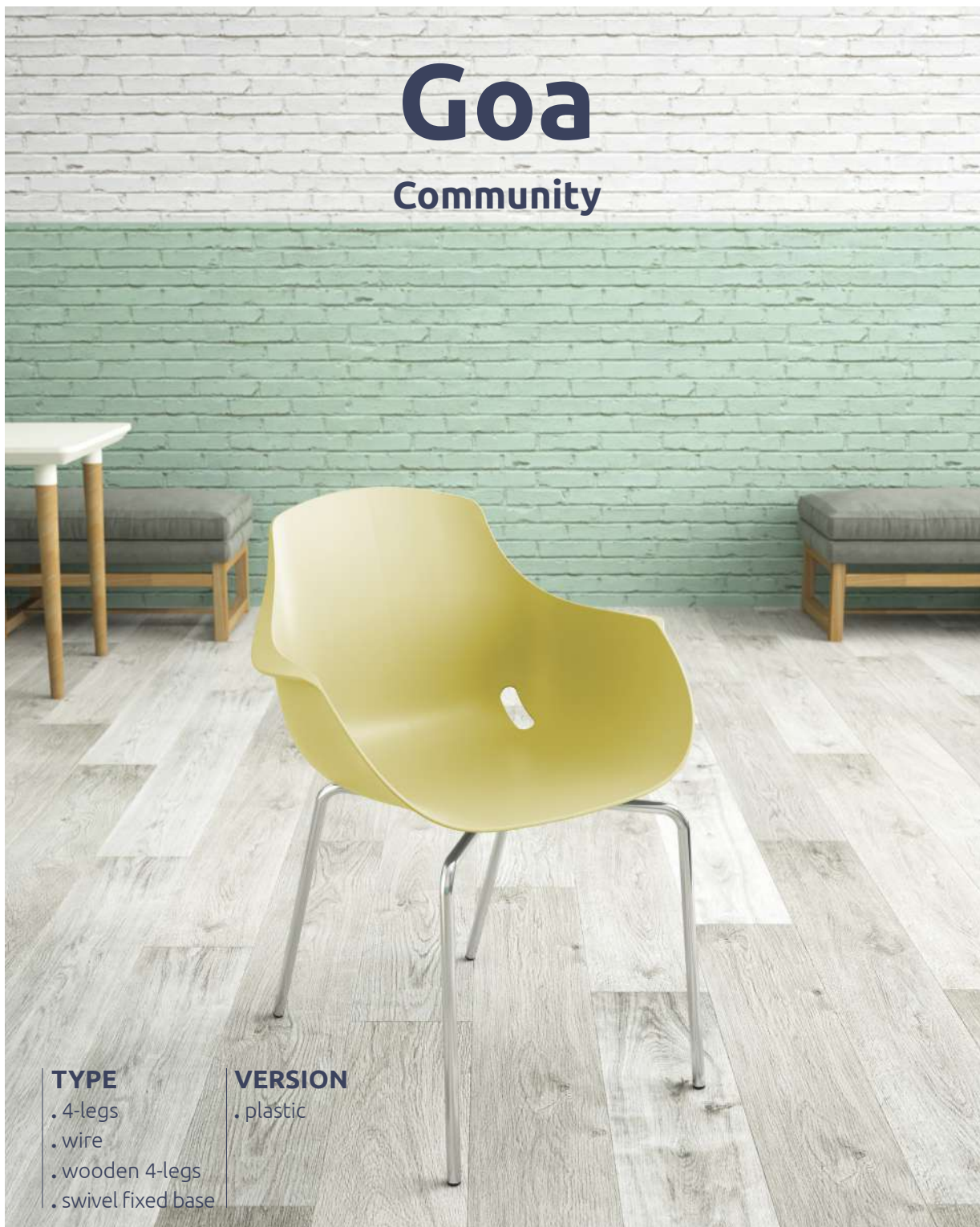
Assemblaggio kit: tabella viti pagina 246  
Kit assembly: screws table on page 246





# Goa

## Community



### TYPE

- . 4-legs
- . wire
- . wooden 4-legs
- . swivel fixed base

### VERSION

- . plastic

# Goa

Community | CONTRACT | Bar & Café

**SH21**  
Scocca modello Goa  
Shell model Goa  
**11.70.127.02A**

**TF53**  
Telaio 4-gambe per Goa  
4-legs frame for Goa  
**21.70.178.00C**



**Assemblaggio kit: tabella viti pagina 246**  
Kit assembly: screws table on page 246



**Nr. max di sedie da impilare / Stackable chairs up to: 3**



**Colori Plastiche:**  
Plastic colours:

BIANCO / WHITE 218
MARRONE / BROWN 684
ROSSO / RED P1797U
GRIGIO / GREY P WARM GREY 6C
GIALLO / YELLOW P110U
VERDE / GREEN P367C



**Colori Telaio:**  
Frame colours:

BIANCO PERLA / OYSTER WHITE RAL 1013
CROMATO / CHROMED



**Kit 18.06.352.99A**  
• 4 gambe  
• 4-legs

# Goa

Community | CONTRACT | Restaurant



**SH21**

Scocca modello Goa  
Shell model Goa

11.70.127.02A

**SP18**

Pannello sedile Goa in legno  
Wooden seat panel model Goa

21.70.181.00L

**TR29**

Telaio a filo per Goa  
Wire frame for Goa

21.70.177.00C



Assemblaggio kit: tabella viti pagina 246  
Kit assembly: screws table on page 246



Colori Plastiche:  
Plastic colours:

BIANCO / WHITE 218
MARRONE / BROWN 684
ROSSO / RED P1797U
GRIGIO / GREY P WARM GREY 6C
GIALLO / YELLOW P110U
VERDE / GREEN P367C



Colori Telaio:  
Frame colours:

BIANCO PERLA / OYSTER WHITE RAL 1013
CROMATO / CHROMED



**Kit 18.06.353.99A**

. A filo  
. Wire

# Goa

Community | CONTRACT | Restaurant



**SH21**

Scocca modello Goa  
Shell model Goa

**11.70.127.02A**

**TF56**

Telaio plastica Goa  
con gambe in legno + viti  
Goa plastic frame  
with wooden legs + screws

**21.70.287.00N**



Assemblaggio kit: tabella viti pagina 246  
Kit assembly: screws table on page 246



Colori Plastiche:  
Plastic colours:

BIANCO / WHITE 218
MARRONE / BROWN 684
ROSSO / RED P1797U
GRIGIO / GREY P WARM GREY 6C
GIALLO / YELLOW P110U
VERDE / GREEN P367C



**Kit 18.06.420.99A**

. 4 gambe legno  
. Wooden 4-legs

# Goa

Community | CONTRACT | Hotel

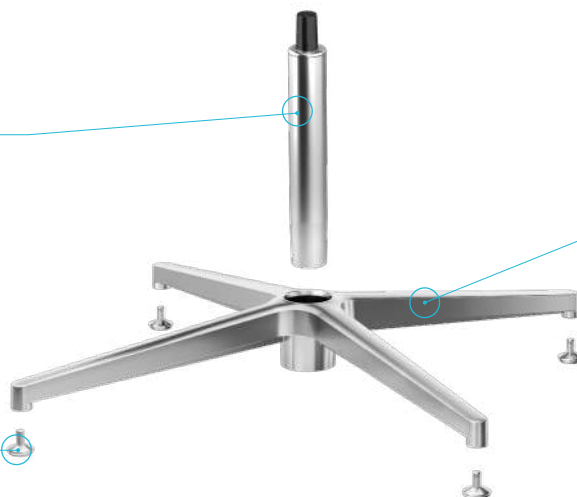


**SH21**  
Scocca modello Goa  
Shell model Goa  
11.70.127.02A



**TG27**  
Telaio per girevole Goa  
Swivel frame for Goa  
21.70.179.00C

**CV08**  
Colonna girevole autoreturn cromata  
Autoreturn column chromed  
21.70.461.00C



**PPBA**  
Piedino d.40 h20 perno 11 cromato  
per base alluminio  
Chromed adjustable glide d.40 h20 pin 11  
for aluminium base  
11.40.630.62C

**RA57**  
Base piatta Qatar 4 razze d.700 in alluminio  
4-star flat base model Qatar d.700 in aluminium  
21.70.535.00A



Assemblaggio kit: tabella viti pagina 246  
Kit assembly: screws table on page 246



Colori Plastiche:  
Plastic colours:

BIANCO / WHITE 218
MARRONE / BROWN 684
ROSSO / RED P1797U
GRIGIO / GREY P WARM GREY 6C
GIALLO / YELLOW P110U
VERDE / GREEN P367C



**Kit 18.06.354.99A**  
• Girevole base fissa  
• Swivel fixed base





# Hair

## Office

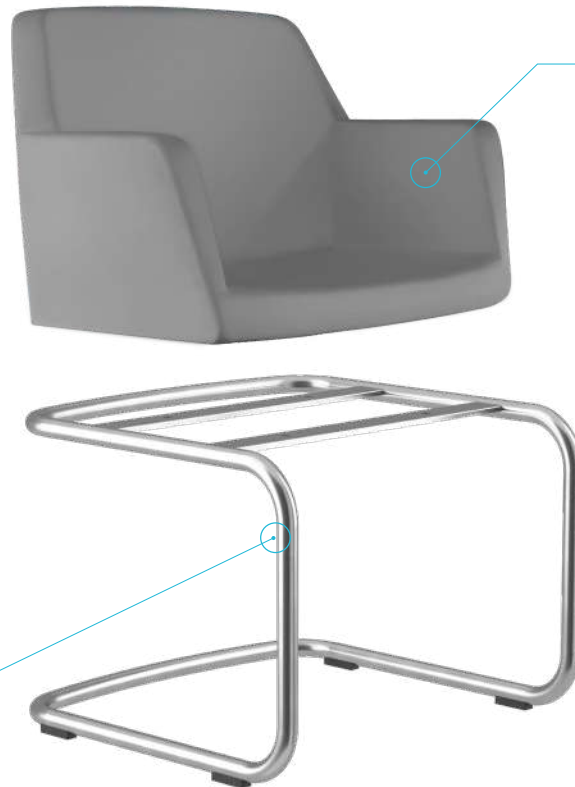


**TYPE**  
• cantilever

**VERSION**  
• armchair

# Hair

Office | MULTIPURPOSE & GUEST | Directional Classic



**SHP12**  
Poltroncina modello Hair  
Armchair model Hair  
**21.70.051.00B**

**TR23**  
Telaio slitta Hair cromato  
Chromed cantilever frame model Hair  
**21.70.085.00C**



Assemblaggio kit: tabella viti pagina 246  
Kit assembly: screws table on page 246



**Kit 18.06.333.99A**  
• Poltroncina  
• Armchair

# Hair

## Community

**TYPE**

- . swivel fixed base
- . wooden 4-legs

**VERSION**

- . armchair

# Hair

Community | CONTRACT | Hotel

**SHP12**  
Poltroncina modello Hair  
Armchair model Hair  
**21.70.051.00B**

**MP13**  
Supporto basso Swiss nero  
Low support Swiss black  
**11.70.210.05N**

**CV08**  
Colonna girevole autoreturn cromata  
Autoreturn column chromed  
**21.70.461.00C**

**PPBA**  
Piedino d.40 h20 perno 11 cromato  
per base alluminio  
Chromed adjustable glide d.40 h20 pin 11  
for aluminium base  
**11.40.630.62C**

**RA57**  
Base piatta Qatar 4 razze d.700 in alluminio  
4-star flat base model Qatar d.700 in aluminium  
**21.70.535.00A**

**Kit 18.06.335.99A**  
• Girevole base fissa  
• Swivel fixed base



Assemblaggio kit: tabella viti pagina 246  
Kit assembly: screws table on page 246



# Hair

Community | CONTRACT | Hotel



## SHP12

Poltroncina modello Hair  
Armchair model Hair

21.70.051.00B

## TF48

Telaio 4-gambe Hair in legno  
Wooden 4-legs frame model Hair

21.70.116.00L



## Kit 18.06.334.99A

- 4 gambe legno
- Wooden 4-legs



Assemblaggio kit: tabella viti pagina 246  
Kit assembly: screws table on page 246

Index



# i70

## Office



### TYPE

- . one version

### VERSION

- . mesh
- . upholstered

### OPTIONS

- . w/headrest
- . lumbar support

# i70

Office | TASK | Directional Tech

## RU16

Poggiatesta regolabile modello Mesh per i70 + viti  
Adjustable headrest model Mesh for i70 + screws

11.70.167.83N

## BZ01

Schienale portante, coppia braccioli dx+sx,  
copertina per schienale i70 nero  
Back, pair of armrests L+R, cover back  
for i70 in black

11.36.001.99N

## SE07

Sedile esterno Risko  
Outer seat Risko

11.30.470.02N

## RA53

Base modello Qatar Ø720 con anello  
Base model Qatar Ø720 w/ metal ring

11.70.499.05N

## DRHD

Ruota d.65 RAL7024 + perno  
Castor d.65 with RAL7024 + pin

11.25.254.55N3

## RC01

Cornice poggiatesta Mesh per rete  
Frame for Mesh headrest

11.70.168.04N

## BC23

Cornice per rete schienale i70 nero  
Frame for i70 in black

11.70.243.03N

## PO36

Poggiareni per rete i70  
Lumbar support for mesh i70

11.70.314.12U

## SF03

Schiumato sedile Led  
Foam seat Led

21.30.404.00B

## SI07

Sedile interno legno Risko con 24 borchie  
Wooden inner seat Risko with 24 T-Nuts

21.30.628.00L

## ME46

Meccanismo modello A50 con traslatore, bloccabile in 4 posizioni  
Synchron mechanism model A50 with slider, with 4 locking positions

21.70.458.00F

## PGBSH

Pompa a gas 28x50x215 E.46, C.105  
Gas lift 28x50x215 E.46, C.105

21.30.035.00F

## Kit 18.06.393.99A

- Rete con poggiatesta
- Mesh w/headrest



Assemblaggio kit: tabella viti pagina 246  
Kit assembly: screws table on page 246

# i70

Office | TASK | Directional Tech

## RU16

Poggiatesta regolabile modello Mesh per i70 + viti  
Adjustable headrest model Mesh for i70 + screws

11.70.167.83N

## RC01

Cornice poggiatesta Mesh per rete  
Frame for Mesh headrest

11.70.168.04N

## BZ01

Schienale portante, coppia braccioli dx+sx,  
copertina per schienale i70 nero  
Back, pair of armrests L+R, cover back  
for i70 in black

11.36.001.99N

## BC23

Cornice per rete schienale i70 nero  
Frame for i70 in black

11.70.243.03N

## P036

Poggiareni per rete i70  
Lumbar support for mesh i70

11.70.314.12U

## SF03

Schiumato sedile Led  
Foam seat Led

21.30.404.00B

## SE04

Sedile portante Led con traslatore  
Outer seat Led with slider

11.30.408.05N

## SP02

Pannello sedile Led  
Inner panel seat Led

11.30.409.03N

## ME47

Meccanismo synchron A20 autopessante  
bloccabile in 3 posizioni  
A20 synchron body balance mechanism  
lockable in 3 positions

21.70.459.00F

## RA17

Base modello Cipro in alluminio Ø700 C.50, P.11  
Base model Cipro in aluminium Ø700 C.50, P.11

21.30.530.00A

## PGBSH

Pompa a gas 28x50x230 E.110, C.125  
Gas lift 28x50x230 E.110, C.125

21.30.028.00C

## DRHDC

Ruota d.65 cromata e desmopan grigio P.11  
Castor Ø65 chromes and with grey desmopan P.11

11.25.387.55C3

## Kit 18.06.394.99A

- Rete con poggiatesta
- Mesh w/headrest



Assemblaggio kit: tabella viti pagina 246  
Kit assembly: screws table on page 246





# i70

Office | TASK | Directional Tech

## RP01

Pannello per poggiatesta Mesh nero  
Upholstery panel for Mesh headrest

11.70.169.03N

## RU16

Poggiatesta regolabile  
modello Mesh per i70 + viti  
Adjustable headrest  
model Mesh for i70 + screws

11.70.167.83N

## BZ01

Schienale portante, coppia braccioli dx+sx,  
copertina per schienale i70 nero  
Back, pair of armrests L+R, cover back  
for i70 in black

11.36.001.99N

## SE04

Sedile portante Led con traslatore  
Outer seat Led with slider

11.30.408.05N

## RA17

Base modello Cipro in alluminio Ø700 C.50, P.11  
Base model Cipro in aluminium Ø700 C.50, P.11

21.30.530.00A

## DRHDC

Ruota d.65 cromata e desmopan grigio P.11  
Castor Ø65 chromes and with grey desmopan P.11

11.25.387.55C3



Assemblaggio kit: tabella viti pagina 246  
Kit assembly: screws table on page 246

## RF07

Schiumato per poggiatesta Mesh  
Foam for Mesh headrest

21.70.283.00A

## BP16

Pannello per schienale i70 nero  
Back panel i70 black

11.70.331.03N

## PO38

Poggiareni per pannello i70 nero  
Lumbar support i70 black

11.70.338.05N

## SF03

Schiumato sedile Led  
Foam seat Led

21.30.404.00B

## SP02

Pannello sedile Led  
Inner panel seat Led

11.30.409.03N

## ME47

Meccanismo synchron A20 autopesante  
bloccabile in 3 posizioni  
A20 synchron body balance mechanism  
lockable in 3 positions

21.70.459.00F

## PGBSH

Pompa a gas 28x50x230 E.110, C.125  
Gas lift 28x50x230 E.110, C.125

21.30.028.00C



## Kit 18.06.396.99A

- Tappezzata con poggiatesta
- Upholstered w/headrest

# Led Office

## TYPE

- . one version

## VERSION

- . mesh
- . upholstered

## OPTIONS

- . w/headrest
- . lumbar support

# Led

Office | TASK | Executive



Assemblaggio kit: tabella viti pagina 246  
Kit assembly: screws table on page 246



\*\*Consigliati con la staffa IB02A  
\*\*Recommended with the IB02A bracket  
11.70.418.05N



**Kit 18.06.436.99A**

. Rete  
. Mesh

# Led

Office | TASK | Executive

## RU01

Poggiatesta in FlexPu, regolabile in altezza  
Adjustable Flexpu headrest

21.30.410.00N

Cornicetta poggiatesta per telaio schienale  
Fitting for headrest

11.30.514.05N

## BA02

Telaio schienale portante Led  
Backrest model Led

11.30.405.05N

## BC02

Cornice per rete schienale Led  
Frame for Led back

11.30.406.04N

## PO08

Poggiareni Led  
Lumbar support for Led

11.30.412.92N

## AR32

Coppia braccioli Luke 3D regolabili  
inclinati con staffa in alluminio  
Pair of adjustable inclined armrests  
Luke3D with aluminium brackets

21.70.447.00N

## LM05

Lama schienale Led in alluminio  
Aluminium back bar for Led

21.30.423.00A

## AR32

Coppia braccioli Luke 3D regolabili  
inclinati con staffa in alluminio  
Pair of adjustable inclined armrests  
Luke3D with aluminium brackets

21.70.447.00N

## SP14

Pannello sedile Follow  
Panel seat model Follow

11.30.987.02N

## ME47

Meccanismo synchron modello A20  
bloccabile in 3 posizioni  
Synchron mechanism model A20  
with 3 locking positions

21.70.459.00F

## SE16X

Sedile portante Traslax con traslatore  
Outer seat model Traslax with slider

11.70.398.92N

## PGBSH

Pompa a gas 28x50x215 c.105 Dt.46  
Gas lift 28x50x215 c.105, Dt.46

21.30.035.00C

## RA12

Base modello Mexico Ø700  
Aluminium base model Mexico Ø700

21.30.375.00A

## DRHD

Ruota d.65 RAL7024 + perno  
Castor d.65 with RAL7024 + pin

11.25.254.55N3

## Kit 18.06.435.99A

• Rete con poggiatesta  
• Mesh w/headrest



Assemblaggio kit: tabella viti pagina 246  
Kit assembly: screws table on page 246



# Led

Office | TASK | Executive

## BA02

Telaio schienale portante Led  
Backrest model Led

11.30.405.05N

Tappo poggiatesta per telaio schienale Led  
Back cover cap

11.30.513.05N

## PO08

Poggiareni Led  
Lumbar support for Led

11.30.412.92N

## LM05

Lama schienale Led in alluminio  
Aluminium back bar for Led

21.30.423.00A

## IB01

Staffa in ferro MIG per braccioli  
Metal bar MIG for armrests

21.30.360.00N

## AR32

Coppia braccioli Luke 3D regolabili inclinati  
con staffa in alluminio  
Pair of adjustable inclined armrests  
Luke3D with aluminium brackets

21.70.447.00N

## ME47

Meccanismo synchron modello A20  
bloccabile in 3 posizioni  
Synchron mechanism model A20  
with 3 locking positions

21.70.459.00F

## PGBSH

Pompa a gas 28x50x230 E110, C.125 - Cromata  
Gas lift 28x50x230 E110, C.125 - Chromed

21.30.028.00C

## DRHD

Ruota d.65 RAL7024 + perno  
Castor d.65 with RAL7024 + pin

11.25.254.55N3

## BP03

Pannello schienale Led  
Inner back panel Led

11.30.407.03N

## BF09

Schiumato per schienale Led  
Foam for Led back

21.30.403.00B

## AR32

Coppia braccioli Luke 3D regolabili  
inclinati con staffa in alluminio  
Pair of adjustable inclined armrests  
Luke3D with aluminium brackets

21.70.447.00N

## SF03

Schiumato per sedile Led  
Foam for Led seat

21.30.404.00B

## SP02

Pannello per sedile Led  
Inner panel seat Led

11.30.409.03N

## SE04

Sedile portante Led con traslatore  
Outer seat Led with slider

11.30.408.05N

## RA17

Base in alluminio modello Cipro Ø680 C.50, P.11  
Aluminium base model Cipro Ø680 C.50, P.11

21.30.530.00A

**Kit 18.06.437.99A**

- Tappezzata
- Upholstered



Assemblaggio kit: tabella viti pagina 246  
Kit assembly: screws table on page 246



# Liz

## Office



### PATENTS

- Patent on the **lumbar support**  
n.102018000007731
- Patent on the **upholstery method**  
n.102019000010683

### TYPE

- one version

### VERSION

- mesh
- upholstered

### OPTIONS

- w/headrest
- lumbar support

# Liz

Office | TASK | Directional Tech

## RU11

Poggiatesta regolabile modello Unipog per Liz + viti  
Adjustable headrest model Unipog for Liz + screws

11.70.032.83N

## RF04

Schiumato per poggiatesta Unipog  
Foam for headrest model Unipog

21.70.055.00B

## BA31C

Schienale portante Liz  
nero con lama + viti  
Backrest Liz black with back bar + screws

11.70.329.99N

## BS01

Sacco nero per schienale Liz  
Black fabric sack for Liz backrest

11.70.315.99N

## AR32

Coppia braccioli Luke 3D regolabili inclinati  
con staffa in alluminio  
Pair of adjustable inclined armrests  
Luke3D with aluminium brackets

21.70.447.00N

## AR32

Coppia braccioli Luke 3D regolabili  
inclinati con staffa in alluminio  
Pair of adjustable inclined armrests  
Luke3D with aluminium brackets

21.70.447.00N

## ME47

Meccanismo synchron A20 autopesante  
bloccabile in 3 posizioni  
A20 synchron body balance mechanism  
lockable in 3 positions

21.70.459.00F

## PGBSH

Pompa a gas 28x50x230 E.110, C.125  
Gas lift 28x50x230 E.110, C.125

21.30.028.00C

## DRHDC

Ruota d.65 cromata  
e desmopan grigio P.11  
Castor Ø65 chromed  
and w/ grey desmopan P.11

11.25.387.55C3

## S112

Sedile interno Liz con 18 borchie  
Inner seat Liz with 18 T-nuts

21.70.294.00N

## SE24

Sottosedile Liz nero  
Outer seat Liz black

11.70.307.02N

## RA17

Base modello Cipro in alluminio Ø700 C.50, P.11  
Base model Cipro in aluminium Ø700 C.50, P.11

21.30.530.00A

## Kit 18.06.403.99A

- Schienale con sacco
- Backrest w/ fabric sack



Assemblaggio kit: tabella viti pagina 246  
Kit assembly: screws table on page 246

# Liz

Office | TASK | Directional Tech

**RU18**  
Poggiatesta regolabile  
modello Mesh per Unipog + viti  
Adjustable headrest model Mesh  
for Unipog + screws

11.70.234.83N

**RC01**  
Cornice poggiatesta Mesh per rete  
Frame for Mesh headrest

11.70.168.04N

**BA31C**  
Schienale portante Liz  
nero con lama + viti  
Backrest Liz black with back bar + screws

11.70.329.99N

**AR08**  
Coppia braccioli regolabili  
Mambo con pad in PU (2D)  
Pair of adjustable armrests model  
Mambo with pad in PU (2D)

21.30.754.00N

**AR08**  
Coppia braccioli regolabili  
Mambo con pad in PU (2D)  
Pair of adjustable armrests model  
Mambo with pad in PU (2D)

21.30.754.00N

**SI12**  
Sedile interno Liz con 18 borchie  
Inner seat Liz with 18 T-nuts

21.70.294.00N

**ME46**  
Meccanismo modello A50 con traslatore,  
bloccabile in 4 posizioni  
Synchron mechanism model A50 with slider,  
with 4 locking positions

21.70.458.00F

**SE24**  
Sottosedile Liz nero  
Outer seat Liz black

11.70.307.02N

**PGBSH**  
Pompa a gas 28x50x195 E.45 C.85  
Gas lift 28x50x195 E.45 C.85

21.70.205.00F

**RA23**  
Base Oman d.700 in plastica  
Base model Oman d.700 in nylon

11.30.698.05N

**DRHD**  
Ruota d.65 RAL7024 + perno  
Castor d.65 w/ RAL7024 + pin

11.25.254.55N3

**Kit 18.06.404.99A**

- . Schienale con sacco Mesh30
- . Backrest w/ fabric sack Mesh30



Assemblaggio kit: tabella viti pagina 246  
Kit assembly: screws table on page 246



Index





# Logan

## Office

### TYPE

- . swivel
- . cantilever
- . swivel fixed base

### VERSION

- . plastic
- . mesh
- . upholstered





# Logan

Office | TASK | Operative

## BU13

Schienale traforato a vista Logan  
Logan plastic backrest w/ holes

11.30.882.02A

## AF28

Coppia braccioli DX-SX Logan  
Logan Pair of armrests (right + left)

11.30.879.05A

## TG20

Telaio girevole Logan  
Logan swivel frame

21.30.911.00N

## MT05

Piastra di fissaggio braccioli Logan – Nr.2  
Fixing plate for Logan armrests

1130.877.05N

## MP01

Piastra con leva  
Plate with lever

21.30.422.00F

## DRS

Ruota d.50 (GLASS) in Nylon  
Nylon castor d.50 (GLASS)

11.25.270.23N3

## AF28

Coppia braccioli DX-SX Logan  
Logan Pair of armrests (right + left)

11.30.879.05A

## CONF.815

Kit per nr.10 sedute Logan con braccioli  
Logan kit of fittings (for 10 pairs of armrests)

17.01.815.99A

## SU08

Sedile a vista Logan  
Logan plastic seat

11.30.878.02A

## SE14

Copertina sedile Logan  
per girevole  
Logan seat cover for  
swivel frame version

11.30.872.02A

## CONF.816

Kit per nr.10 sedute Logan  
Logan kit of fittings (for 10 chairs)

17.01.816.99A

## PGBSH

Pompa a gas 28X50X215 C.110  
Gas lift 28X50X215 C.110

21.30.031.00F

## RA44

Base Alaska d.640 C.50 P.11  
Base model Alaska d.640 C.50 P.11

11.70.242.05N



Assemblaggio kit: tabella viti pagina 246  
Kit assembly: screws table on page 246



Colori Plastiche:  
Plastic colours:

NERO / BLACK
GRIGIO / GREY RAL 7040
BLU / BLUE RAL 5014
BIANCO / WHITE RAL 9003



Kit 18.06.301.99A

• Plastica  
• Plastic

# Logan

Office | MULTIPURPOSE & GUEST | Coworking

## BU13

Schienale traforato a vista Logan  
Logan plastic backrest w/ holes

11.30.882.02A

## AF28

Coppia braccioli Logan  
Pair of armrests Logan

11.30.879.05A

## CONF.815

Kit per nr.10 sedute Logan con braccioli  
Logan kit of fittings (for 10 pairs of armrests)

17.01.815.99A

## TR20

Telaio slitta Logan nero  
Cantilever black frame Logan

21.30.884.00N

## MT05

Piastra di fissaggio braccioli Logan – Nr.2  
Fixing metal bracket for armrests Logan - Nr.2

1130.877.05N

## AF28

Coppia braccioli Logan  
Pair of armrests Logan

11.30.879.05A

## SU08

Sedile a vista Logan  
Plastic seat Logan

11.30.878.02A

## SE13

Copertina sedile Logan  
Outer seat Logan

11.30.871.02A

## CONF.816

Kit per nr.10 sedute Logan  
Logan kit of fittings (for 10 chairs)

17.01.816.99A



Nr. max di sedie da impilare (con o senza braccioli): 8  
Stackable chairs (with or without armrests) up to: 8



Assemblaggio kit: tabella viti pagina 246  
Kit assembly: screws table on page 246



Colori Plastiche:  
Plastic colours:

	NERO / BLACK
	GRIGIO / GREY RAL 7040
	BLU / BLUE RAL 5014
	BIANCO / WHITE RAL 9003



Colori Telaio:  
Frame colours:

	NERO / BLACK
	CROMATO / CHROME

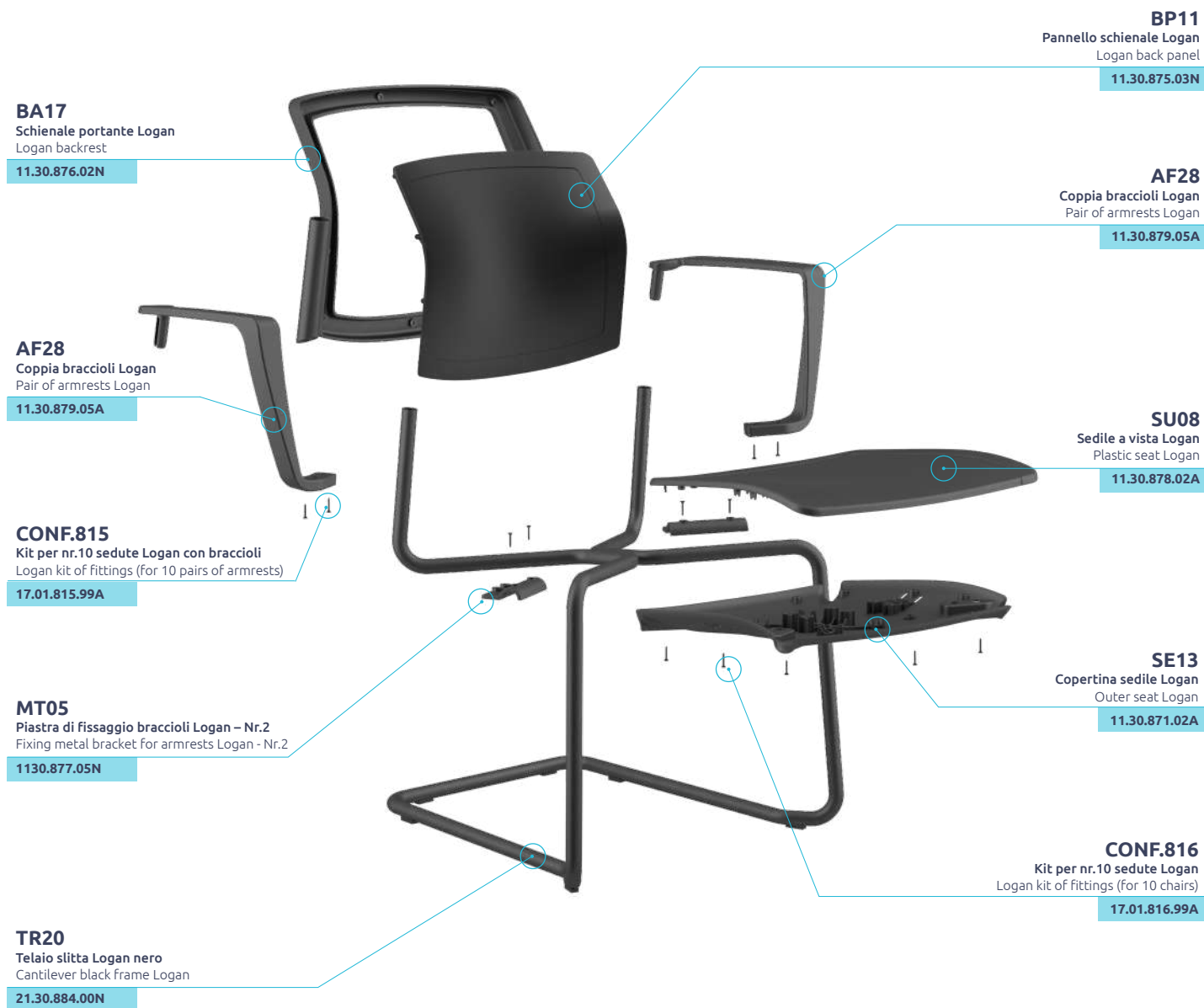


**Kit 18.06.296.99A**

- Slitta
- Cantilever

# Logan

Office | MULTIPURPOSE & GUEST | Coworking



Nr. max di sedie da impilare (con o senza braccioli): 8  
Stackable chairs (with or without armrests) up to: 8



Assemblaggio kit: tabella viti pagina 246  
Kit assembly: screws table on page 246



Colori Telaio:  
Frame colours:



**Kit 18.06.331.99A**

- Slitta
- Cantilever

# Logan

Office | TASK | Operative

**BA17**  
Schienale portante Logan  
Logan backrest  
**11.30.876.02N**

**AF28**  
Coppia braccioli Logan  
Pair of armrests Logan  
**11.30.879.05A**

**CONF.815**  
Kit per nr.10 sedute Logan con braccioli  
Logan kit of fittings (For 10 pairs of armrests)  
**17.01.815.99A**

**TG20**  
Telaio girevole Logan  
Logan swivel frame  
**21.30.911.00N**

**MT05**  
Piastra di fissaggio braccioli Logan – Nr.2  
Fixing metal bracket for armrests Logan - Nr.2  
**1130.877.05N**

**MP01**  
Piastra con leva  
Plate with lever  
**21.30.422.00F**

**RA52**  
Base modello Qatar 4 razze  
Base model Qatar 4 spokes  
**11.70.497.05N**

**BC13**  
Cornice per rete schienale Logan  
Logan back frame for mesh version  
**11.30874.03N**

**AF28**  
Coppia braccioli Logan  
Pair of armrests Logan  
**11.30.879.05A**

**SU08**  
Sedile a vista Logan  
Plastic seat Logan  
**11.30.878.02A**

**SE14**  
Copertina sedile Logan per girevole  
Logan seat cover for stive frame version  
**11.30.872.02A**

**CONF.816**  
Kit per nr.10 sedute Logan  
Logan kit of fittings (For 10 chairs)  
**17.01.816.99A**

**CV08**  
Colonna girevole autoreturn  
Chromed Autoreturn column  
**21.70.461.00C**



**Kit 18.06.297.99A**  
• Girevole base fissa  
• Swivel fixed base



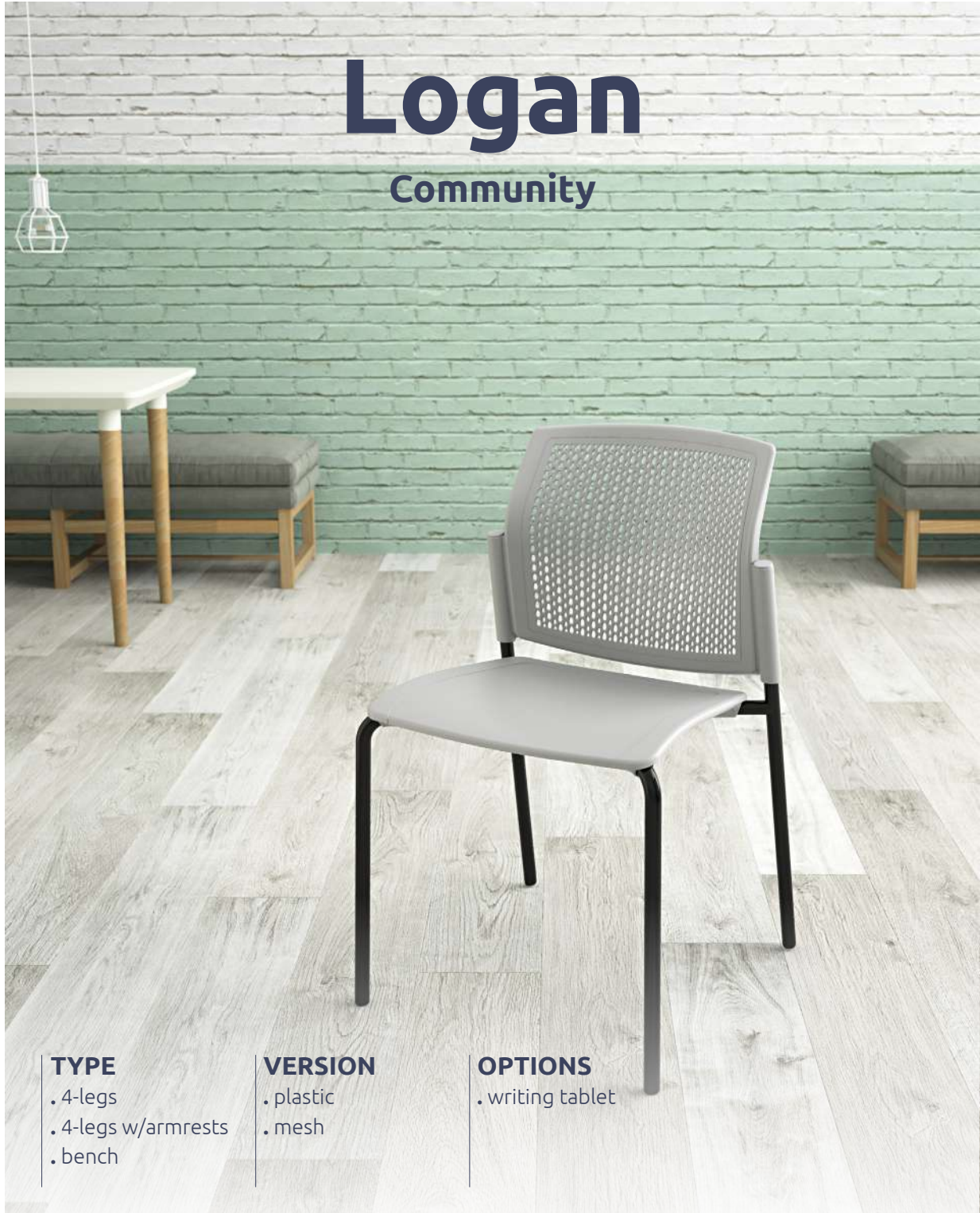
Assemblaggio kit: tabella viti pagina 246  
Kit assembly: screws table on page 246





# Logan

## Community



### TYPE

- . 4-legs
- . 4-legs w/armrests
- . bench

### VERSION

- . plastic
- . mesh

### OPTIONS

- . writing tablet

# Logan

Community | CONTRACT | Bar & Café

## BU13

Schienale traforato a vista Logan  
Logan plastic backrest with holes

11.30.882.02A

## CF09

Tappo per schienale Logan – Nr.2  
Cap for Logan back – Nr. 2

11.30.873.03A

## TF35

Telaio 4 gambe Logan nero  
Logan black 4 legs frame

21.30.883.00N

## SU08

Sedile a vista Logan  
Plastic seat Logan

11.30.878.02A

## SE13

Copertina sedile Logan  
Outer seat Logan

11.30.871.02A

## CONF.816

Kit per nr.10 sedute Logan  
Logan kit of fittings (for 10 chairs)

17.01.816.99A



Nr. max di sedie da impilare / Stackable chairs up to: 12



Assemblaggio kit: tabella viti pagina 246  
Kit assembly: screws table on page 246



Colori Plastiche:  
Plastic colours:

	NERO / BLACK
	GRIGIO / GREY RAL 7040
	BLU / BLUE RAL 5014
	BIANCO / WHITE RAL 9003



Colori Telaio:  
Frame colours:

	NERO / BLACK
	CROMATO / CHROMED
	GRIGIO / GREY



**Kit 18.06.298.99A**

. 4 gambe  
. 4-legs

# Logan

Community | CONTRACT | Bar & Café

## BU13

Schienale traforato a vista Logan  
Logan plastic backrest with holes

11.30.882.02A

## AF28

Coppia braccioli Logan  
Pair of armrests Logan

11.30.879.05A

## CONF.815

Kit per nr.10 sedute Logan con braccioli  
Logan kit of fittings (for 10 pairs of armrests)

17.01.815.99A

## MT05

Piastra di fissaggio braccioli Logan - Nr.2  
Fixing bracket for armrests Logan - Nr.2

1130.877.05N

## TF35

Telaio 4 gambe Logan cromato  
Chromed 4-legs Logan frame

21.30.883.00C

## AF28

Coppia braccioli Logan  
Pair of armrests Logan

11.30.879.05A

## SU08

Sedile a vista Logan  
Plastic seat Logan

11.30.878.02A

## SE13

Copertina sedile Logan  
Outer seat Logan

11.30.871.02A

## CONF.816

Kit per nr.10 sedute Logan  
Logan kit of fittings (for 10 chairs)

17.01.816.99A



Nr. max di sedie da impilare / Stackable chairs up to: 9



Assemblaggio kit: tabella viti pagina 246  
Kit assembly: screws table on page 246



Colori Plastiche:  
Plastic colours:

	NERO / BLACK
	GRIGIO / GREY RAL 7040
	BLU / BLUE RAL 5014
	BIANCO / WHITE RAL 9003



Colori Telaio:  
Frame colours:

	NERO / BLACK
	CROMATO / CHROMED
	GRIGIO / GREY



**Kit 18.06.299.99A**

. 4 gambe con braccioli  
. 4-legs w/armrests

# Logan

Community | PUBLIC AREA | Health

## BU15

Schienale pieno a vista Logan  
Logan plastic back at sight

11.70.030.02A

## CF09

Tappo per schienale Logan – Nr.2  
Cap for Logan back – Nr. 2

11.30.873.03A

## SU08

Sedile a vista Logan  
Plastic seat Logan

11.30.878.02A

## SE13

Copertina sedile Logan  
Outer seat Logan

11.30.871.02A

## TF35

Telaio 4 gambe Logan cromato  
Chromed 4-legs Logan frame

21.30.883.00C

## CONF.816

Kit per nr.10 sedute Logan  
Logan kit of fittings (for 10 chairs)

17.01.816.99A



Nr. max di sedie da impilare / Stackable chairs up to: 12



Assemblaggio kit: tabella viti pagina 246  
Kit assembly: screws table on page 246



Colori Plastiche:  
Plastic colours:

	NERO / BLACK
	GRIGIO / GREY RAL 7040
	BLU / BLUE RAL 5014
	BIANCO / WHITE RAL 9003



Colori Telaio:  
Frame colours:

	NERO / BLACK
	CROMATO / CHROMED
	GRIGIO / GREY



Kit 18.06.439.99A

. 4 gambe  
. 4-legs

# Logan

Community | PUBLIC AREA | Training & Conference

## SPTAD

Snodo tavoletta antipanico destro  
Antipanic mechanism for writing tablet

11.30.065.05N

## TLT

Tavoletta in termoplastica  
Writing tablet model TLT

11.20.312.03N

## AF28D

Coppia braccioli Logan  
con gancio tavoletta dx  
Logan pair of arms (right + left)  
with tablet joint

11.30.880.05A

## CONF.815

Kit per nr.10 sedute Logan con braccioli  
Logan kit of fittings (for 10 pairs of armrests)

17.01.815.99A

## PA04

Coppia ganci unione laterale per tavoletta  
Pair of lateral linking devices for tablet

21.30.736.00C

## MT05

Piastra di fissaggio braccioli Logan - Nr.2  
Fixing bracket for armrests Logan - Nr.2

1130.877.05N

## TF35

Telaio 4 gambe Logan nero  
Logan black 4 legs frame

21.30.883.00N

## BU13

Schienale traforato a vista Logan  
Logan plastic backrest with holes

11.30.882.02A

## AF28D

Coppia braccioli Logan  
con gancio tavoletta dx  
Logan pair of arms (right + left)  
with tablet joint

11.30.880.05A

## SU08

Sedile a vista Logan  
Plastic seat Logan

11.30.878.02A

## SE13

Copertina sedile Logan  
Outer seat Logan

11.30.871.02A

## CONF.816

Kit per nr.10 sedute Logan  
Logan kit of fittings (for 10 chairs)

17.01.816.99A



Assemblaggio kit: tabella viti pagina 246  
Kit assembly: screws table on page 246



Colori Plastiche:  
Plastic colours:

	NERO / BLACK
	GRIGIO / GREY RAL 7040
	BLU / BLUE RAL 5014
	BIANCO / WHITE RAL 9003



Colori Telaio:  
Frame colours:

	NERO / BLACK
	CROMATO / CHROMED
	GRIGIO / GREY



**Kit 18.06.300.99A**

- Plastica con tavoletta
- Plastic w/ writing tablet



# Logan

Community | PUBLIC AREA | Training & Conference

## SPTAD

Snodo tavoletta antipanco destro  
Antipanic mechanism for writing tablet

11.30.065.05N

## TLT

Tavoletta in termoplastica  
Writing tablet model TLT

11.20.312.03N

## AF28D

Coppia braccioli Logan  
con gancio tavoletta dx  
Logan pair of arms (right + left)  
with tablet joint

11.30.880.05A

## CONF.815

Kit per nr.10 sedute Logan con braccioli  
Logan kit of fittings (for 10 pairs of armrests)

17.01.815.99A

## PA04

Coppia ganci unione laterale per tavoletta  
Pair of lateral linking devices for tablet

21.30.736.00C

## MT05

Piastra di fissaggio braccioli Logan – Nr.2  
Fixing bracket for armrests Logan - Nr.2

1130.877.05N

## TF35

Telaio 4 gambe Logan nero  
Logan black 4 legs frame

21.30.883.00N

## BA17

Schienale portante Logan  
Bearing backrest Logan

11.30.876.02N

## BC13

Cornice per rete schienale Logan  
Mesh back frame Logan

11.30874.03N

## AF28D

Coppia braccioli Logan  
con gancio tavoletta dx  
Logan pair of arms (right + left)  
with tablet joint

11.30.880.05A

## SU08

Sedile a vista Logan  
Plastic seat Logan

11.30.878.02A

## SE13

Copertina sedile Logan  
Outer seat Logan

11.30.871.02A

## CONF.816

Kit per nr.10 sedute Logan  
Logan kit of fittings (for 10 chairs)

17.01.816.99A



Assemblaggio kit: tabella viti pagina 246  
Kit assembly: screws table on page 246



\*Articolo soggetto a lotto minimo d'ordine  
\*Item subject to minimum order



Colori Telaio:  
Frame colours:

	NERO / BLACK
	CROMATO / CHROMED
	GRIGIO / GREY



**Kit 18.06.295.99A**

. Rete con tavoletta  
. Mesh w/ writing tablet

# Logan

Community | PUBLIC AREA | Waiting Areas

## CF09

Tappo per schienale Logan – Nr.2  
Cap for Logan back – Nr. 2

11.30.873.03A

## TG19

Telaio per panca Logan nero  
Logan bench frame

21.30.910.00N

## SE14

Copertina sedile Logan per girevole  
Logan bench seat cover

11.30.872.02A

## CONF. 547

Confezione nr.547 per panca Siton:  
11.40.112.62C – PRC Ø25 – NR.20  
11.40.156.02N – CRIE 80x40 – nr.10  
Viti M8x16 TBC CH5 zincata bianca – Nr.20  
Packaging nr.547 for bench Siton:  
11.40.112.62C – PRC Ø25 – NR.20  
11.40.156.02N – CRIE 80x40 – nr.10  
Screws M8x16 TBC CH5 zinc-coated white - Nr.20

17.03.547.99A

## GA01

Gamba corta in all.  
per panca Siton – Nr.2  
Short aluminium leg  
for bench Siton - Nr. 2

21.30.541.00A

## PFFA

Piedino per fissaggio panca  
Glide for bench fixing

11.30.613.99N

## BU13

Schienale traforato a vista Logan  
Logan plastic backrest with holes

11.30.882.02A

## AF13

Bracciolo in alluminio  
per panca Siton  
Aluminium armrest  
for bench Siton

21.30.540.00A

## SU08

Sedile a vista Logan  
Plastic seat Logan

11.30.878.02A

## CONF.816

Kit per nr.10 sedute Logan  
Logan kit of fittings (for 10 chairs)

17.01.816.99A

## CO01

Coperchietto gamba in alluminio  
Cover cap for Siton bench aluminium leg

21.30.543.00A

## GA02

Gamba lunga in all. per panca Siton–Nr.2  
Long aluminium leg for bench Siton – Nr.2

21.30.542.00A

## OMEGA

Omega per attacco telaio per panca  
Metal link for Siton bench

21.20.802.00F

## TP

Trave per panca 1,5 mt. – 3 posti  
Beam for bench 1,5 mt. – 3 seat

21.20.796.00N



Assemblaggio kit: tabella viti pagina 246  
Kit assembly: screws table on page 246



Colori Plastiche:  
Plastic colours:

	NERO / BLACK
	GRIGIO / GREY RAL 7040
	BLU / BLUE RAL 5014
	BIANCO / WHITE RAL 9003



**Kit 18.06.302.99A**

- Panca
- Bench





# Lux

## Community



### TYPE

- . 4-legs
- . metal 4-legs
- . wire

### VERSION

- . plastic

### OPTIONS

- . w/ writing tablet

# Lux

Community | CONTRACT | Bar & Café



**SH24**  
Scocca modello Lux  
Shell model Lux

**11.70.171.02A**

## TF52

Telaio 4-gambe in plastica  
per Lux/College + viti fornite  
Plastic 4-legs frame  
For Lux/College + provided screws

**11.70.172.02A**



Assemblaggio kit: tabella viti pagina 246  
Kit assembly: screws table on page 246



Colori Plastiche:  
Plastic colours:

	BIANCO / WHITE RAL 9003
	BLU / BLUE RAL 5014
	ROSSO / RED P1797U
	GRIGIO / GREY P WARM GREY 6C
	GIALLO / YELLOW P110U
	VERDE / GREEN P556C



Colori Telaio:  
Frame colours:

	BIANCO / WHITE RAL 9003
	GRIGIO / GREY RAL 7040
	GRIGIO / GREY RAL 7024



**Kit 18.06.356.99A**

• 4 gambe  
• 4-legs



# Lux

Community | CONTRACT | Bar & Café



**SH24**  
Scocca modello Lux  
Shell model Lux

11.70.171.02A

## TF58

Telaio 4-gambe Lux cromato  
Chromed 4-legs frame for Lux

21.70.301.00C



Nr. max di sedie da impilare / Stackable chairs up to: 4

Compatibile con distanziale BPP base piana a pinza per tondo 12 mm - cod.11.06.123.02 (vedi Catalogo Accessori)

Compatible with BPP clip for chair wire metal frame for tube 12 mm spacer - cod.11.06.123.02 (see Catalogue Accessories)



Assemblaggio kit: tabella viti pagina 246

Kit assembly: screws table on page 246



Colori Plastiche:

Plastic colours:

	BIANCO / WHITE RAL 9003
	BLU / BLUE RAL 5014
	ROSSO / RED P1797U
	GRIGIO / GREY P WARM GREY 6C
	GIALLO / YELLOW P110U
	VERDE / GREEN P556C



**Kit 18.06.412.99A**

. 4 gambe in ferro  
. Metal 4-legs

# Lux

Community | CONTRACT | Restaurant



**SH24**  
Scocca modello Lux  
Shell model Lux  
11.70.171.02A

**TR32**  
Telaio slitta tondino Lux cromato  
+ piedini  
Chromed wire frame for Lux  
+ feet  
21.70.299.00C



Nr. max di sedie da impilare / Stackable chairs up to: 4  
Compatibile con distanziale BPP base piana a pinza per tondo 12 mm - cod.11.06.123.02 (vedi Catalogo Accessori)  
Compatible with BPP clip for chair wire metal frame for tube 12 mm spacer - cod.11.06.123.02 (see Catalogue Accessories)



Assemblaggio kit: tabella viti pagina 246  
Kit assembly: screws table on page 246



Colori Plastiche:  
Plastic colours:

	BIANCO / WHITE RAL 9003
	BLU / BLUE RAL 5014
	ROSSO / RED P1797U
	GRIGIO / GREY P WARM GREY 6C
	GIALLO / YELLOW P110U
	VERDE / GREEN P556C



**Kit 18.06.413.99A**  
• A filo  
• Wire

# Lux

Community | PUBLIC AREA | Training & Conference

## AF35D

Coppia braccioli Lux per tavoletta destra  
+ viti fornite  
Pair of armrests model Lux for right writing tablet  
+ provided screws

11.70.184.02A

## TLT2

Tavoletta in termoplastica  
Writing tablet model TLT2

11.20.580.03N

## SPTAD

Snodo tavoletta antipanico destro  
Antipanic mechanism for writing tablet

11.30.065.05N

## SH24

Scocca modello Lux  
Shell model Lux

11.70.171.02A

## AF35D

Coppia braccioli Lux per  
tavoletta destra + viti fornite  
Pair of armrests model Lux for right  
writing tablet+ provided screws

11.70.184.02A

## CONF. 838

Kit agganci laterali Lux  
Lux linking devices

17.01.838.99A

## TF52A

Telaio 4-gambe in plastica  
Lux/College per braccioli  
+ viti fornite  
Plastic 4-legs frame Lux/College  
for armrests+ provided screws

11.70.175.02A



Assemblaggio kit: tabella viti pagina 246  
Kit assembly: screws table on page 246



Colori Plastiche:  
Plastic colours:

BIANCO / WHITE RAL 9003
BLU / BLUE RAL 5014
ROSSO / RED P1797U
GRIGIO / GREY P WARM GREY 6C
GIALLO / YELLOW P110U
VERDE / GREEN P556C



Colori Telaio:  
Frame colours:

BIANCO / WHITE RAL 9003
GRIGIO / GREY RAL 7040
GRIGIO / GREY RAL 7024



**Kit 18.06.358.99A**

. 4 gambe con tavoletta  
. 4-legs w/ writing tablet





# Magix

## Office



### TYPE

- . 4-legs
- . cantilever

### VERSION

- . upholstered
- . foamed



# Magix

Office | MULTIPURPOSE & GUEST | Operative

## SERMA

Schienale esterno basso Magix  
Outer low back Magix

11.30.256.02N

## AF03

Bracciolo Magix - n.2  
Armrest Magix - n.2

11.30.251.02N

## TF13

Telaio Magix cromato 4 gambe  
Chromed 4-legs Magix frame

21.30.429.00C



SCHIENALE / BACK: H.288mm - L.453mm  
SEDILE / SEAT: W.452mm - D.425mm



Assemblaggio kit: tabella viti pagina 246  
Kit assembly: screws table on page 246

## BI02

Schienale interno basso Magix  
Inner low back Magix

11.30.253.02N

## AF03

Bracciolo Magix - n.2  
Armrest Magix - n.2

11.30.251.02N

## SF09

Schiumato per sedile Magix  
Foam for Magix seat

21.30.887.00B

## SI02

Sedile interno Magix  
Inner seat Magix

11.30.258.02N

## SE19

Sottosedile Magix per 4 gambe  
Outer seat Magix for 4-legs frame

11.70.146.02N



**Kit 18.06.346.99A**

- . 4 gambe
- . 4-legs

# Magix

Office | MULTIPURPOSE & GUEST | Directional Classic

## BUF11

Schienale schiumato alto Magix  
Foamed Magix back

21.70.284.00A

## AF08

Bracciolo Cono - n.2  
Armrest Cono - n.2

11.30.430.02N

## AF08

Bracciolo Cono - n.2  
Armrest Cono - n.2

11.30.430.02N

## SF10

Schiumato per sedile Urban  
Foam for Urban seat

21.70.281.00B

## SI02

Sedile interno Magix  
Inner seat Magix

11.30.258.02N

## SE18

Sottosedile Magix per slitta  
Outer seat Magix for cantilever

11.70.145.02N

## TR01

Telaio Magix cromato a slitta  
Chromed cantilever Magix frame

21.30.252.00C



SCHIENALE / BACK: H.540mm - L.450mm  
SEDILE / SEAT: W.452mm - D.425mm



Assemblaggio kit: tabella viti pagina 246  
Kit assembly: screws table on page 246



**Kit 18.06.397.99A**

- . Schiumata
- . Foamed

Index



# Manila

Office



## TYPE

- . swivel
- . cantilever
- . swivel fixed base

## VERSION

- . plastic

# Manila

Office | TASK | Coworking

## SH23

Scocca modello Manila  
Shell model Manila

11.70.155.02A



## TG26

Piastra per girevole/panca per Manila  
Manila metal plate for swivel/bench version

21.70.164.00N



## MP02

Piastra quadra cono 28 con leva dritta  
Square metal plate cone 28 w/ straight lever

21.30.477.00F



## PGBSH

Pompa a gas 28x50x215 C.105 - Dt.46  
Gas lift 28x50x215 C.105 - Dt.46

21.30.035.00F



## RA44

Base Alaska d.640 C.50 P.11  
Base model Alaska d.640 C.50 P.11

11.70.242.05N



## DRG

Ruota Ø50 (ROLLER)  
Castor Ø50 (ROLLER)

11.25.307.80N3



Assemblaggio kit: tabella viti pagina 246  
Kit assembly: screws table on page 246



Colori Plastiche:  
Plastic colours:

	BIANCO PERLA / OYSTER WHITE RAL 1013
	MARRONE / BROWN 699
	ROSSO / RED P1797U
	GRIGIO / GREY P WARM 6C
	GIALLO / YELLOW P110U
	BLU / BLUE RAL 5014



**Kit 18.06.351.99A**

• Girevole  
• Swivel



# Manila

Office | MULTIPURPOSE & GUEST | Coworking

## SH23

Scocca modello Manila  
Shell model Manila

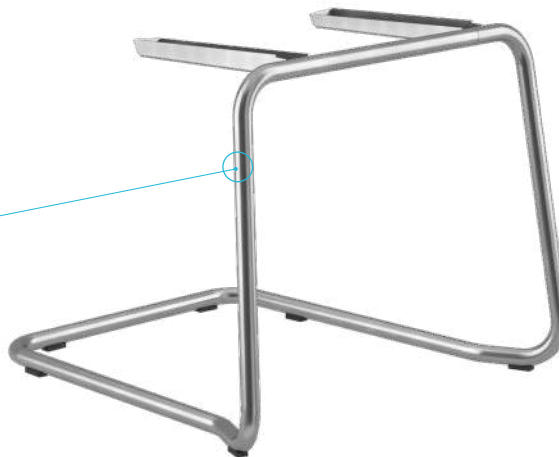
11.70.155.02A



## TR27

Telaio slitta per Manila  
Cantilever frame for Manila

21.70.162.00C



Nr. max di sedie da impilare / Stackable chairs up to: 3



Assemblaggio kit: tabella viti pagina 246  
Kit assembly: screws table on page 246



Colori Plastiche:  
Plastic colours:

	BIANCO PERLA / OYSTER WHITE RAL 1013
	MARRONE / BROWN 699
	ROSSO / RED P1797U
	GRIGIO / GREY P WARM 6C
	GIALLO / YELLOW P110U
	BLU / BLUE RAL 5014



Colori Telai:  
Frame colours:

	CROMATO / CHROME
	NERO OPACO / MATT BLACK
	AVORIO / IVORY



**Kit 18.06.349.99A**

. Slitta  
. Cantilever

# Manila

Office | MULTIPURPOSE & GUEST | Coworking

## SH23

Scocca modello Manila  
Shell model Manila

11.70.155.02A

## TG26

Piastra per girevole/panca per Manila  
Manila metal plate for swivel/bench version

21.70.164.00N

## CV08

Colonna girevole autoreturn  
Chromed Autoreturn column

21.70.461.00C

## MP02

Piastra quadra cono 28 con leva dritta  
Square metal plate cone 28 w/straight lever

21.30.477.00F

## RA52

Base modello Qatar 4 razze  
Base model Qatar 4 spokes

11.70.497.05N



Assemblaggio kit: tabella viti pagina 246  
Kit assembly: screws table on page 246



Colori Plastiche:  
Plastic colours:

	BIANCO PERLA / OYSTER WHITE RAL 1013
	MARRONE / BROWN 699
	ROSSO / RED P1797U
	GRIGIO / GREY P WARM 6C
	GIALLO / YELLOW P110U
	BLU / BLUE RAL 5014



**Kit 18.06.351.99A**

- Girevole base fissa
- Swivel fixed base

# Manila

## Community

### TYPE

- . wire
- . wooden 4-legs

### VERSION

- . plastic

# Manila

Community | CONTRACT | Restaurant

## SH23

Scocca modello Manila  
Shell model Manila

11.70.155.02A



## SP19

Pannello sedile Manila in legno  
Wooden seat panel model Manila

21.70.182.00L

## TR28

Telaio a filo per Manila + piedini  
Wire frame for Manila + feet

21.70.163.00C



Assemblaggio kit: tabella viti pagina 246  
Kit assembly: screws table on page 246



Colori Plastiche:  
Plastic colours:

	BIANCO PERLA / PEARL WHITE RAL 1013
	MARRONE / BROWN 699
	ROSSO / RED P1797U
	GRIGIO / GREY P WARM 6C
	GIALLO / YELLOW P110U
	BLU / BLUE RAL 5014



Colori Telai:  
Frame colours:

	CROMATO / CHROMED
	NERO OPACO / MATT BLACK
	AVORIO / IVORY



**Kit 18.06.350.99A**

. A filo  
. Wire

# Manila

Community | CONTRACT | Restaurant

## SH23

Scocca modello Manila  
Shell model Manila

11.70.155.02A

## SP19

Pannello sedile Manila in legno  
Wooden seat panel model Manila

21.70.182.00L

## TF59

Telaio 4-gambe in legno per Manila + tappi  
4-legs wooden frame model Manila + caps

21.70.309.00L



Assemblaggio kit: tabella viti pagina 246  
Kit assembly: screws table on page 246



Colori Plastiche:  
Plastic colours:

BIANCO PERLA / PEARL WHITE RAL 1013
MARRONE / BROWN 699
ROSSO / RED P1797U
GRIGIO / GREY P WARM 6C
GIALLO / YELLOW P110U
BLU / BLUE RAL 5014



**Kit 18.06.423.99A**

. 4 gambe in legno  
. Wooden 4-legs





# Marilyn

## Office



### TYPE

- high
- swivel

### VERSION

- mesh

### OPTIONS

- w/armrests

# Marilyn

Office | TASK | Home Office

## BR29A

Telaio Marilyn bassa con rete per braccioli  
Marilyn low backrest with mesh for armrests

21.70.345.00N

## AF39

Coppia braccioli Marilyn aperto + viti  
Pair of open armrests Marilyn + screws

21.70.347.00N

## AF39

Coppia braccioli Marilyn aperto + viti  
Pair of open armrests Marilyn + screws

21.70.347.00N

## MP16

Piastra sedile Marilyn  
con meccanismo integrato + viti  
Seat plate Marilyn  
w/ integrated mechanism + screws

21.70.350.00N

## PGBSH

Pompa a gas 28x50x215 C.105 - Dt.46  
Gas lift 28x50x215 C.105 - Dt.46

21.30.035.00F

## DRS

Ruota d.50 (GLASS) in Nylon  
Nylon castor d.50 (GLASS)

11.25.270.23N3

## RA44

Base Alaska d.640 C.50 P.11  
Base model Alaska d.640 C.50 P.11

11.70.242.05N



Assemblaggio kit: tabella viti pagina 246  
Kit assembly: screws table on page 246



NERO / BLACK  
BIANCO / WHITE RAL 9003



**Kit 18.06.408.99A**

- Girevole
- Swivel

# Marilyn

Office | TASK | Home Office

## BR29A

Telaio Marilyn bassa con rete per braccioli bianco  
Marilyn white low backrest with mesh for armrests

21.70.345.00BN

## AF39

Coppia braccioli bianchi Marilyn aperto + viti  
Pair of open armrests Marilyn white + screws

21.70.347.00B

## AF39

Coppia braccioli bianchi Marilyn aperto + viti  
Pair of open armrests Marilyn white + screws

21.70.347.00B

## MP16

Piastra sedile Marilyn bianca  
con meccanismo integrato + viti  
White seat plate Marilyn  
w/ integrated mechanism + screws

21.70.350.00B

## PGBSH

Pompa a gas 28x50x215 C.125 Dt.55 nera  
Gas lift 28x50x165 C.125 Dt.55 black

21.30.028.00F

## DRG

Ruota Ø50 (ROLLER)  
Castor Ø50 (ROLLER)

11.25.307.80N3

## RA13

Base Cipro d.680 C.50 P.11 bianca  
Base model Cipro d.680 C.50 P.11 white

11.70.395.05B



Assemblaggio kit: tabella viti pagina 246  
Kit assembly: screws table on page 246



NERO / BLACK  
BIANCO / WHITE RAL 9003



Kit 18.06.408.99B

- Girevole
- Swivel

# Marilyn

Office | TASK | Coworking

## BR28A

Telaio Marilyn alta con rete per braccioli  
Marilyn high backrest with mesh for armrests

21.70.344.00N

## AF38

Coppia braccioli Marilyn chiuso + viti  
Pair of closed armrests Marilyn + screws

21.70.348.00N

## AF38

Coppia braccioli Marilyn chiuso + viti  
Pair of closed armrests Marilyn + screws

21.70.348.00N

## MP15

Piastra sedile Marilyn  
con 12 borchie per meccanismo + viti  
Seat plate Marilyn w/ 12 t-nuts for mechanism + screws

21.70.349.00N

## ME36

Meccanismo F-111 con fulcro avanzato  
F-11 knee tilt mechanism

21.70.269.00F

## PGBSH

Pompa a gas 28x50x165 E.100 c.86 nera  
Gas lift 28x50x165 E.100 c.86 black

21.70.334.00F

## RA13

Base Cipro d.680 in nylon  
Base model Cipro d.680 in nylon

11.30.450.05N

## DRHD

Ruota d.65 RAL7024  
Castor d.65 RAL7024

11.25.254.55N3



Assemblaggio kit: tabella viti pagina 246  
Kit assembly: screws table on page 246



NERO / BLACK  
BIANCO / WHITE RAL 9003



## Kit 18.06.406.99A

. Alta con braccioli chiusi  
. High back w/ closed armrests



# Marilyn

Office | TASK | Coworking

## BR28A

Telaio Marilyn alta con rete per braccioli bianco  
Marilyn white high backrest with mesh for armrests

21.70.344.00BN

## AF39

Coppia braccioli bianchi Marilyn aperto + viti  
Pair of open armrests Marilyn white + screws

21.70.347.00B

## AF39

Coppia braccioli bianchi Marilyn aperto + viti  
Pair of open armrests Marilyn white + screws

21.70.347.00B

## MP16

Piastra sedile Marilyn bianca  
con meccanismo integrato + viti  
White seat plate Marilyn  
w/ integrated mechanism + screws

21.70.350.00B

## PGBSH

Pompa a gas 28x50x215 c.125 Dt.55  
Gas lift 28x50x215 c.125, Dt.55

21.30.018.00F

## RA51

Base modello Galles in alluminio Ø700 C.50, P.11  
Aluminium base model Galles Ø700 C.50, P.11

21.70.456.00A

## DRHDC

Ruota d.65 cromata  
e desmopan grigio P.11  
Castor Ø65 chromed  
and w/ grey desmopan P.11

11.25.387.55C3



Assemblaggio kit: tabella viti pagina 246  
Kit assembly: screws table on page 246



NERO / BLACK  
BIANCO / WHITE RAL 9003



## Kit 18.06.405.99B

- Alta con braccioli aperti
- High back w/ open armrests

# Marilyn

Office | MULTIPURPOSE & GUEST | Home Office

## BR29

Telaio Marilyn bassa con rete  
Marilyn low backrest with mesh

21.70.346.00N



## MP16

Piastra sedile Marilyn  
con meccanismo integrato + viti  
Seat plate Marilyn  
w/ integrated mechanism + screws

21.70.350.00N



## CV06

Colonna girevole Swiss nera  
Swiss black swivel column

11.70.236.99N



## RA47A

Base 4 razze Swiss bassa c.50  
per piedini nera con anello  
Low 4 star base Swiss c.50  
for gliders with ring - black

11.70.340.05N



Assemblaggio kit: tabella viti pagina 246  
Kit assembly: screws table on page 246



NERO / BLACK  
BIANCO / WHITE RAL 9003



**Kit 18.06.407.99A**

. Bassa  
. Low back

# Marilyn

Office | MULTIPURPOSE & GUEST | Home Office

## BR29

Telaio Marilyn bassa con rete bianco  
Marilyn white low backrest with mesh

21.70.346.00BN



## MP16

Piastra sedile Marilyn bianca  
con meccanismo integrato + viti  
White seat plate Marilyn  
w/ integrated mechanism + screws

21.70.350.00B



## CV06

Colonna girevole Swiss bianca  
Swiss white swivel column

11.70.236.99B



## RA47A

Base 4 razze Swiss bassa c.50  
per piedini bianca con anello  
Low 4 star base Swiss c.50  
for gliders with ring - white

11.70.340.05B



Assemblaggio kit: tabella viti pagina 246  
Kit assembly: screws table on page 246



NERO / BLACK

BIANCO / WHITE RAL 9003



**Kit 18.06.407.99B**

- Bassa
- Low back



# Melania

## Office

### TYPE

- one version

### VERSION

- mesh
- upholstered

### OPTIONS

- w/headrest
- lumbar support



# Melania

Office | TASK | Operative

## RU14

Poggiatesta regolabile  
modello Mesh per Melania + viti  
Adjustable headrest  
model Mesh for Melania + screws

11.70.165.83N

## RC01

Cornice per poggiatesta Mesh  
Frame for headrest Mesh

11.70.168.04N

## BA27C

Telaio schienale portante Melania  
con lama montata  
Backrest mod. Melania with  
back bar assembled

11.70.137.99N

## BC22

Cornice per rete schienale Melania  
Frame for mesh Melania

11.70.138.03N

## PO31

Poggiareni per rete  
Melania nero + viti  
Black lumbar support  
for mesh Melania + screws

11.70.140.05N

## AR18

Coppia braccioli regolabili  
inclinati Luke (2D)  
Pair of adjustable inclined  
armrests Luke (2D)

21.70.251.00N

## AR18

Coppia braccioli regolabili  
inclinati Luke (2D)  
Pair of adjustable inclined  
armrests Luke (2D)

21.70.251.00N

## ME19

Meccanismo synchron modello Mirage,  
bloccabile in 4 posizioni  
Synchron mechanism model Mirage,  
with 4 locking positions

21.30.767.00F

## RA46

Base modello Alaska Ø680 con anello  
Base model Alaska Ø680 w/ metal ring

11.70.286.05N

## SI12

Sedile interno Liz con 18 borchie  
Inner seat Liz with 18 T-nuts

21.70.294.00N

## SE24

Sottosedile Liz nero  
Outer seat Liz black

11.70.307.02N

## PGBSH

Pompa a gas 28x50x215 c.125 Dt.55  
Gas lift 28x50x215 c.125, Dt.55

21.30.018.00F

## DRS

Ruota d.50 (GLASS) in Nylon  
Nylon castor d.50 (GLASS)

11.25.270.23N3

## Kit 18.06.361.99A

• Rete con poggiatesta  
• Mesh w/headrest



Assemblaggio kit: tabella viti pagina 246  
Kit assembly: screws table on page 246



# Melania

Office | TASK | Operative

**RU14**  
Poggiatesta regolabile  
modello Mesh per Melania + viti  
Adjustable headrest  
model Mesh for Melania + screws

11.70.165.83N

**RF07**  
Schiumato per poggiatesta Mesh  
Foam for Mesh headrest

21.70.283.00A

**RP01**  
Pannello poggiatesta Mesh  
Panel for headrest model Mesh

11.70.169.03N

**BA27C**  
Telaio schienale portante Melania  
con lama montata  
Backrest mod. Melania with  
back bar assembled

11.70.137.99N

**BP15**  
Pannello per schienale Melania  
Back panel for Melania

11.70.139.03N

**AR15G**  
Coppia braccioli regolabili  
inclinati modello Robinson  
con PAD in gomma (2D)  
Pair of adjustable inclined  
armrests model Robinson  
with rubber PAD (2D)

11.70.153.56N

**AR15G**  
Coppia braccioli regolabili  
inclinati modello Robinson  
con PAD in gomma (2D)  
Pair of adjustable inclined  
armrests model Robinson  
with rubber PAD (2D)

11.70.153.56N

**SP14**  
Pannello sedile Follow  
Seat panel model Follow

11.30.987.02N

**ME45**  
Meccanismo synchron modello A-50  
bloccabile in 4 posizioni  
Synchron mechanism model A-50  
with 4 locking positions

21.70.434.00F

**SE16X**  
Sedile portante Traslax con traslatore  
Outer seat model Traslax with slider

11.70.398.92N

**PGBSH**  
Pompa a gas 28x50x195 E45, C.85  
Gas lift 28x50x195 E.45, C.85

21.70.205.00F

**RA23**  
Base modello Oman Ø700, C.50, P.11  
Base model Oman Ø700, C.50, P.11

11.30.698.05N

**DRHD**  
Ruota Ø65 RAL7024, P.11 - Nr.5  
Castor Ø65 RAL7024, P.11 - Nr.5

11.25.254.55N3

**Kit 18.06.362.99A**

- Tappezzata  
con poggiatesta
- Upholstered  
w/headrest



Assemblaggio kit: tabella viti pagina 246  
Kit assembly: screws table on page 246



Index





# Mini

## Office



**TYPE**

. one version

**VERSION**

. upholstered

# Mini

Office | TASK | Home Office

## BE25

Schienale esterno Mini  
Outer backrest Mini

11.70.533.02N

## LM22

Lama in plastica per Mini  
Plastic back bar for Mini

11.70.539.05N

## AF36

Bracciolo singolo modello Clark nero  
Armrest model Clark black

11.70.219.05N

## SI11

Sedile interno Andy con 18 borchie  
Inner seat Andy with 18 T-Nuts

21.70.293.00N

## ME47

Meccanismo synchron A20 autopesante  
bloccabile in 3 posizioni  
A20 synchron body balance mechanism  
lockable in 3 positions

21.70.459.00F

## RA46

Base modello Alaska Ø680 con anello  
Base model Alaska Ø680 w/ metal ring

11.70.286.05N

## DRS

Ruota d.50 (GLASS) in Nylon  
Nylon castor d.50 (GLASS)

11.25.270.23N3



Assemblaggio kit: tabella viti pagina 246  
Kit assembly: screws table on page 246

## BI25

Schienale interno Mini  
Inner backrest Mini

11.70.532.02N

## AF36

Bracciolo singolo modello Clark nero  
Armrest model Clark black

11.70.219.05N

## SE20

Sottosedile Andy nero  
Outer seat Andy black

11.70.316.02N

## PGBSH

Pompa a gas 28x50x215 c.125 Dt.55  
Gas lift 28x50x215 c.125, Dt.55

21.30.018.00F



**Kit 18.06.488.99N**

- Tappezzata
- Upholstered



# Mini

Office | TASK | Home Office

**BE25**  
Schienale esterno Mini  
Outer backrest Mini

11.70.533.02B

**LM22**  
Lama in plastica per Mini  
Plastic back bar for Mini

11.70.539.05B

**AF36**  
Bracciolo singolo modello Clark bianco  
Armrest model Clark white

11.70.219.05B

**SI11**  
Sedile interno Andy con 18 borchie  
Inner seat Andy with 18 T-Nuts

21.70.293.00N

**ME47**  
Meccanismo synchron A20 autopesante  
bloccabile in 3 posizioni  
A20 synchron body balance mechanism  
lockable in 3 positions

21.70.459.00F

**RA46**  
Base modello Alaska Ø680 con anello  
Base model Alaska Ø680 w/ metal ring

11.70.286.05N

**DRS**  
Ruota d.50 (GLASS) in Nylon  
Nylon castor d.50 (GLASS)

11.25.270.23N3

**BI25**  
Schienale interno Mini  
Inner backrest Mini

11.70.532.02N

**AF36**  
Bracciolo singolo modello Clark bianco  
Armrest model Clark white

11.70.219.05B

**SE20**  
Sottosedile Andy bianco  
Outer seat Andy white

11.70.316.02B

**PGBSH**  
Pompa a gas 28x50x215 c.125 Dt.55  
Gas lift 28x50x215 c.125, Dt.55

21.30.018.00F

**Kit 18.06.488.99B**

. Tappezzata  
. Upholstered



Assemblaggio kit: tabella viti pagina 246  
Kit assembly: screws table on page 246



Index

# Mini

Office | TASK | Home Office

## BE25

Schienale esterno Mini  
Outer backrest Mini

11.70.533.02N

## LM22

Lama in plastica per Mini  
Plastic back bar for Mini

11.70.539.05N

## AR30i

Coppia bracciolo regolabile  
modello Jump nero (1D)  
con soft PAD  
Pair of adjustable armrests  
model Jump black(1D)  
with soft PAD

11.70.414.31N

## LSS

Sedile interno Surf in legno con 14 borchie  
Wooden inner seat Surf with 16 T-nuts

21.20.286.00L

## ME31

Meccanismo Falcon 3 posizioni con traslatore  
Falcon mechanism w/ slider, 3 positions

21.70.229.00F

## RA46

Base modello Alaska Ø680 con anello  
Base model Alaska Ø680 w/ metal ring

11.70.286.05N

## DRS

Ruota d.50 (GLASS) in Nylon  
Nylon castor d.50 (GLASS)

11.25.270.23N3



Assemblaggio kit: tabella viti pagina 246  
Kit assembly: screws table on page 246

## BI25

Schienale interno Mini  
Inner backrest Mini

11.70.532.02N

## AR30i

Coppia bracciolo regolabile  
modello Jump nero (1D)  
con soft PAD  
Pair of adjustable armrests  
model Jump black(1D)  
with soft PAD

11.70.414.31N

## STA

Sottosedile Alex/Rudy  
Outer seat Alex/Rudy

11.20.454.02N

## PGBSH

Pompa a gas 28x50x215 c.125 Dt.55  
Gas lift 28x50x215 c.125, Dt.55

21.30.018.00F



**Kit 18.06.488.99N**

- Tappezzata
- Upholstered

# N-Time

## Office



**TYPE**  
• standard

**VERSION**  
• mesh  
• upholstered  
• plastic at sight

# N-Time

Office | TASK | Operative

**BA36**  
Schienale N-Time portante  
Backrest N-Time

11.70.473.05N

**LM19**  
Lama portante  
Backbar N-Time

11.70.476.05N

**LC08**  
Copertina per lama  
Backbar cover

11.70.478.03N

**SC01**  
Cornice per sedile rete Borg in ABS  
Inner frame Borg seat

11.70.381.04N

**AF36**  
Bracciolo singolo modello Clark  
Armrest model Clark

11.70.219.05N

**ME45**  
Meccanismo modello A50 bloccabile in 4 posizioni  
Synchron mechanism model A50, with 4 locking positions

21.70.434.00F

**RA23**  
Base Oman in nylon ø700  
Base Oman in nylon ø700

11.30.698.05N

**DRHD**  
Ruota Ø65, desmopan grigio RAL7024  
Castor Ø65, grey RAL7024 desmopan

11.25.254.55N3

**PO42**  
Poggiareni per schienale rete  
Lumbar support for N-Time mesh version

11.70.475.05N

**SPF03**  
Comfort in TPU per sedile Borg  
Comfort TPU pad for Borg seat

21.70.383.00N

**AF36**  
Bracciolo singolo modello Clark  
Armrest model Clark

11.70.219.05N

**SA01**  
Telaio portante sedile Borg con 14 borchie M6  
Bearing seat Borg with 14 t-nuts M6

11.70.380.05N

**PGBSH**  
Pompa a gas 28X50X215 - C105  
Gas lift 28X50X215 - C105

21.30.035.00F

**Kit 18.06.462.99A**

• Rete  
• Mesh



Assemblaggio kit: tabella viti pagina 246  
Kit assembly: screws table on page 246



# N-Time

Office | TASK | Coworking

## LM19

Lama portante  
Backbar N-Time

11.70.476.05N

## LC08

Copertina per lama  
Backbar cover

11.70.478.03N

## AR34

Coppia braccioli Shuttle 2D  
regolabili inclinati  
Pair of adjustable inclined  
armrests Shuttle 2D

11.70.464.11N

## ME48

Meccanismo A20 bloccabile in 3 posizioni con traslatore  
A20 mechanism lockable in 3 positions with slider

21.70.492.00F

## RA50

Base Galles in nylon ø700  
Base Galles in nylon ø700

11.70.443.05N

## DRHD

Ruota Ø65, desmopan grigio RAL7024  
Castor Ø65, grey RAL7024 desmopan

11.25.254.55N3

## BU18

Schienale a vista traforato N-Time nero  
Plastic backrest with holes N-Time

11.70.524.05N

BU18 disponibile anche bianco  
BU18 available also in white

## SI12

Sedile interno Liz con 22 borchie  
Inner seat mod. Liz with 22 t-nuts

11.70.294.00N

## AR34

Coppia braccioli Shuttle 2D  
regolabili inclinati  
Pair of adjustable inclined  
armrests Shuttle 2D

11.70.464.11N

## SE24

Sottosedile Liz nero  
Outer seat mod. Liz black

11.70.307.02N

## PGBSH

Pompa a gas 28X50X227 - C120  
Gas lift 28X50X227 - C120

21.30.036.00F

Kit 18.06.463.99A

. Plastica a vista  
. Plastic at sight



Assemblaggio kit: tabella viti pagina 246  
Kit assembly: screws table on page 246

Index



# N-Time

Office | TASK | Home Office

## BP20

Schienale N-Time per tappezzeria con poggiatesta  
Backrest upholstery version N-Time with lumbar support

11.70.525.05N

## SI19

Sedile interno legno N-Time con 22 borchie  
Wooden inner seat N-time with 22 t-nuts

21.70.470.00L

## AR33

Coppia braccioli Shuttle 3D  
regolabili inclinati  
Pair of adjustable inclined  
armrests Shuttle 3D

11.70.463.11N

## SE26

Sottosedile N-Time nero  
Outer seat mod. N-Time black

11.70.474.02N

## PGBSH

Pompa a gas 28X50X215 - C105  
Gas lift 28X50X215 - C105

21.30.035.00F

## LM19

Lama portante  
Backbar N-Time

11.70.476.05N

## LC08

Copertina per lama  
Backbar cover

11.70.478.03N

## AR33

Coppia braccioli Shuttle 3D  
regolabili inclinati  
Pair of adjustable inclined  
armrests Shuttle 3D

11.70.463.11N

## ME46

Meccanismo A50 con traslatore, bloccabile in 4 posizioni  
Mechanism model A50 with slider, with 4 locking positions

21.70.458.00F

## RA53

Base Qatar 5 razze ø720  
Base Qatar 5 spokes ø720

11.70.499.05N

## DRHD

Ruota Ø65, desmopan grigio RAL7024  
Castor Ø65, grey RAL7024 desmopan

11.25.254.55N3

## Kit 18.06.464.99A

- Tappezzata
- Upholstered



Assemblaggio kit: tabella viti pagina 246  
Kit assembly: screws table on page 246

# O.Liner

## Office



### TYPE

. one version

### VERSION

. mesh

### OPTIONS

. w/headrest  
. lumbar support

# O-Liner

Office | TASK | Operative

## BA35

Schienale portante O-Liner nero  
Backrest model O-Liner black

11.70.437.05N

## LS07

Copertina destra + sinistra per schienale O-Liner nero  
Right and left covers for backrest O-Liner black

11.70.438.05N

## SI12

Sedile interno Liz con 22 borchie  
Inner seat Liz with 22 T-nuts

21.70.294.00N

## AR18

Coppia braccioli regolabili  
inclinati Luke (2D)  
Pair of adjustable inclined  
armrests Luke (2D)

21.70.251.00N

## ME46

Meccanismo modello A50 con traslatore,  
bloccabile in 4 posizioni  
Synchron mechanism model A50 with slider,  
with 4 locking positions

21.70.458.00F

## PGBSH

Pompa a gas 28x50x215 E.46, C.105  
Gas lift 28x50x215 E.46, C.105

21.30.035.00F

## DRHD

Ruota Ø65 RAL7024, P.11 - Nr.5  
Castor Ø65 RAL7024, P.11- Nr.5

11.25.254.55N3

## PO41

Poggiareni O-Liner nero  
Lumbar support model O-Liner black

11.70.439.05N

## AR18

Coppia braccioli regolabili  
inclinati Luke (2D)  
Pair of adjustable inclined  
armrests Luke (2D)

21.70.251.00N

## SE24

Sottosedile Liz nero  
Outer seat Liz black

11.70.307.02N

## RA53

Base modello Qatar Ø720 con anello  
Base model Qatar Ø720 w/ metal ring

11.70.499.05N



Assemblaggio kit: tabella viti pagina 246  
Kit assembly: screws table on page 246



NERO / BLACK  
BIANCO / WHITE RAL 9003



Kit 18.06.458.99A

• Rete  
• Mesh

# O-Liner

Office | TASK | Operative

## BA35

Schienale portante O-Liner nero  
Backrest model O-Liner black

11.70.437.05N

## LS07

Copertina destra + sinistra per schienale O-Liner nero  
Right and left covers for backrest O-Liner black

11.70.438.05N

## SE16X

Sedile portante Traslax con traslatore  
Outer seat model Traslax with slider

11.70.398.92N

## AR29A

Coppia braccioli regolabili  
360° modello Wonder (3D)\*  
Pair of adjustable 360°  
armrests model Wonder (3D)\*

21.70.416.00N

## ME47

Meccanismo synchron A20 autopesante  
bloccabile in 3 posizioni  
A20 synchron body balance mechanism  
lockable in 3 positions

21.70.459.00F

## PGBSH

Pompa a gas 28x50x225 E.60, C.146  
Gas lift 28x50x225 E.60, C.146

21.70.412.00C

## DRAD

Ruota d.50 autofrenante e desmopan  
Castor d.50 with brake and desmopan

11.25.264.56N3

## PO41

Poggiareni O-Liner nero  
Lumbar support model O-Liner black

11.70.439.05N

## AR29A

Coppia braccioli regolabili  
360° modello Wonder (3D)\*  
Pair of adjustable 360°  
armrests model Wonder (3D)\*

21.70.416.00N

## SP14

Pannello sedile Follow  
Panel seat model Follow

11.30.987.02N

## RA39

Base modello Alaska d.700 in alluminio  
Aluminium base model Alaska d.700

21.70.213.00A



Assemblaggio kit: tabella viti pagina 246  
Kit assembly: screws table on page 246



NERO / BLACK  
BIANCO / WHITE RAL 9003



\*Consigliati con la staffa IB02A  
\*Recommended with the IB02A bracket  
11.70.418.05N



Kit 18.06.459.99A

• Rete  
• Mesh



# O-Liner

Office | TASK | Operative

## RU19

Poggiatesta Ecopog nero  
Fixed headrest Ecopog black

11.70.410.05N

## RP02

Pad a vista per Ecopog nero  
Rubber pad for Ecopog black

11.70.411.14N

## BA35

Schienale portante O-Liner nero  
Backrest model O-Liner black

11.70.437.05N

## PO41

Poggiareni O-Liner nero  
Lumbar support model O-Liner black

11.70.439.05N

## LS07

Copertina destra + sinistra per schienale O-Liner nero  
Right and left covers for backrest O-Liner black

11.70.438.05N

## SC01

Cornice per sedile rete Borg nera  
Inner frame Borg seat

11.70.381.04N

## SPF03

Comfort in TPU per sedile Borg  
Comfort TPU pad for Borg seat

21.70.383.00N

## AR30i

Coppia bracciolo regolabile  
modello Jump nero (1D)  
con soft PAD  
Pair of adjustable armrests  
model Jump black(1D)  
with soft PAD

11.70.414.31N

## AR30i

Coppia bracciolo regolabile  
modello Jump nero (1D)  
con soft PAD  
Pair of adjustable armrests  
model Jump black(1D)  
with soft PAD

11.70.414.31N

## ME45

Meccanismo synchron modello A-50  
bloccabile in 4 posizioni  
Synchron mechanism model A-50  
with 4 locking positions

21.70.434.00F

## SA01

Telaio portante sedile Borg nero  
Bearing seat Borg black

11.70.380.05N

## PGBSH

Pompa a gas 28x50x215 C.105 - Dt.46  
Gas lift 28x50x215 C.105 - Dt.46

21.30.035.00F

## RA23

Base Oman d.700 in plastica  
Base model Oman d.700 in nylon

11.30.698.05N

## DRHD

Ruota Ø65 RAL7024, P.11 - Nr.5  
Castor Ø65 RAL7024, P.11- Nr.5

11.25.254.55N3



Assemblaggio kit: tabella viti pagina 246  
Kit assembly: screws table on page 246



NERO / BLACK  
BIANCO / WHITE RAL 9003



## Kit 18.06.460.99A

. Rete con poggiatesta  
. Mesh with headrest



# O-Liner

Office | TASK | Operative

## BA35

Schienale portante O-Liner bianco  
Backrest model O-Liner white

11.70.437.05B

## LS07

Copertina destra + sinistra per schienale O-Liner bianco  
Right and left covers for backrest O-Liner white

11.70.438.05B

## SI12

Sedile interno Liz con 22 borchie  
Inner seat Liz with 22 T-nuts

21.70.294.00N

## AR28

Coppia braccioli regolabili  
Lothar bianco e nero (1D)  
Pair of adjustable armrests  
Lothar white and black (1D)

21.70.295.00BN

## ME45

Meccanismo synchron modello A-50  
bloccabile in 4 posizioni  
Synchron mechanism model A-50  
with 4 locking positions

21.70.434.00F

## PGBSH

Pompa a gas 28x50x227 E.127, C.120  
Gas lift 28x50x227 E.127, C.120

21.30.036.00F

## DRH

Ruota d.65  
Castor d.65

11.25.250.23N3

## PO41

Poggiareni O-Liner bianco  
Lumbar support model O-Liner white

11.70.439.05B

## AR28

Coppia braccioli regolabili  
Lothar bianco e nero (1D)  
Pair of adjustable armrests  
Lothar white and black (1D)

21.70.295.00BN

## SE24

Sottosedile Liz bianco  
Outer seat Liz white

11.70.307.02B

## RA50

Base modello Galles Ø700 bianca con anello  
Base model Galles Ø700 white w/ metal ring

11.70.443.05B



Assemblaggio kit: tabella viti pagina 246  
Kit assembly: screws table on page 246



NERO / BLACK  
BIANCO / WHITE RAL 9003



Kit 18.06.461.99B

- Rete
- Mesh



# Pinko

## Office



### TYPE

- swivel
- cantilever

### VERSION

- plastic
- upholstered

# Pinko

Office | TASK | Coworking

## BSU01

Sedile e schienale a vista Pinko+Confezione  
Plastic seat and back Pinko+Packaging

11.30.489.02A

## AF10

Coppia bracciolo Pinko  
Pair of armrests Pinko

11.30.485.05N

## TG07

Telaio per Pinko girevole\*  
Pinko frame for swivel version\*

21.30.524.00N

## DRG

Ruota Ø50 (ROLLER)  
Castor Ø50 (ROLLER)

11.25.307.80N3

**AF10**  
Coppia bracciolo Pinko  
Pair of armrests Pinko

11.30.485.05N

## SE10

Sedile esterno Pinko per girevole e panca  
Outer seat Pinko for swivel and bench version

11.30.488.02N

## PGBSH

Pompa a gas 28x50x215 C.105 - Dt.46  
Gas lift 28x50x215 C.105 - Dt.46

21.30.035.00F

## RA44

Base Alaska d.640 C.50 P.11  
Base model Alaska d.640 C.50 P.11

11.70.242.05N



Assemblaggio kit: tabella viti pagina 246  
Kit assembly: screws table on page 246



\* Telaio disponibile anche cromato (21.30.524.00C)  
\* Chrome frame available (21.30.524.00C)



Colori Plastiche:  
Plastic colours:

	BLU / BLUE RAL 5002
	NERO / BLACK
	BIANCO / WHITE 218
	GRIGIO / GREY RAL 7035



**Kit 18.06.139.99A**

• Plastica  
• Plastic

# Pinko

Office | TASK | Operative

**BE18**  
Schienale esterno Pinko  
Outer backrest Pinko

11.30.482.02N

**B115**  
Schienale interno Pinko  
Inner backrest Pinko

11.30.481.02N

**AF10**  
Coppia bracciolo Pinko  
Pair of armrests Pinko

11.30.485.05N

**S105**  
Sedile interno Pinko  
+ Confezione  
Inner seat Pinko  
+ Packaging

11.30.486.02N

**TR08**  
Telaio Pinko Relax  
Pinko Relax frame

21.30.492.00C

**SE09**  
Sedile esterno Pinko  
Outer seat Pinko

11.30.487.02N



Nr. max di sedie da impilare / Stackable chairs up to: 6



Assemblaggio kit: tabella viti pagina 246  
Kit assembly: screws table on page 246



Colori Plastiche:  
Plastic colours:

BLU / BLUE RAL 5002
NERO / BLACK
GRIGIO / GREY RAL 7035
BIANCO / WHITE 218



Colori Telaio:  
Frame colours:

NERO / BLACK
CROMATO / CHROMED
GRIGIO CHIARO / LIGHT GREY



**Kit 18.06.140.99A**

- Slitta tappezzata
- Cantilever upholstered





# Pinko

## Community



### TYPE

- . 4-legs

### VERSION

- . plastic
- . mesh

### OPTIONS

- . writing tablet

# Pinko

Community | PUBLIC AREA | Training & Conference



Nr. max di sedie da impilare / Stackable chairs up to: 6



Assemblaggio kit: tabella viti pagina 246  
Kit assembly: screws table on page 246



Colori Plastiche:  
Plastic colours:

	BLU / BLUE RAL 5002
	NERO / BLACK
	GRIGIO / GREY RAL 7035
	BIANCO / WHITE 218



Colori Telaio:  
Frame colours:

	NERO / BLACK
	CROMATO / CHROMED
	GRIGIO CHIARO / LIGHT GREY



**Kit 18.06.457.99A**

- 4 gambe in plastica
- 4-legs plastic

# Pinko

Community | PUBLIC AREA | Training & Conference

## BA06

Telaio (Sch. portante) Pinko  
per rete + Confezione  
Outer back for Pinko  
version + Packaging

11.30.483.02N

## AF10D

Coppia braccioli Pinko  
gancio tavoletta destra  
Pair of armrests Pinko  
w/joint for writing tablet

11.30.493.05N

## TLT

Tavoletta in termoplastica  
Writing tablet model TLT

11.20.312.03N

## SPTAD

Snodo tavoletta antipanico destro  
Antipanic mechanism for writing tablet

11.30.065.05N

## PA04

Coppia ganci unione laterale per tavoletta  
Pair of lateral linking devices for tablet

21.30.736.00C

## BC05

Cornice per rete Pinko + viti HILO TC 4x14  
Inner frame for mesh Pinko + screws HILO TC 4x14

11.30.484.03N

## AF10D

Coppia braccioli Pinko gancio tavoletta destra  
Pair of armrests Pinko w/joint for writing tablet

11.30.493.05N

## SI05

Sedile interno Pinko  
+ Confezione  
Inner seat Pinko  
+ Packaging

11.30.486.02N

## SE09

Sedile esterno Pinko  
Outer seat Pinko

11.30.487.02N

## TF11

Telaio Pinko 4 Gambe  
4-legs frame Pinko

21.30.491.00N



Assemblaggio kit: tabella viti pagina 246  
Kit assembly: screws table on page 246



Colori Telaio:  
Frame colours:

	NERO / BLACK
	CROMATO / CHROMED
	GRIGIO CHIARO / LIGHT GREY



**Kit 18.06.138.99A**

- . Rete con tavoletta
- . Mesh w/ writing tablet





# Pluto

## Office



**TYPE**  
• swivel

**VERSION**  
• plastic

# Pluto

Office | TASK | Coworking

## SH20

Scocca modello Pluto - Colorata  
Shell model Pluto - Coloured

11.70.097.02A

## TG14

Telaio per girevole Pluto/Q5  
Swivel frame for Pluto/Q5

21.30.825.00N

## GU04

Agganci per telaio 4-gambe - Colorati  
Links for 4-legs frame - Coloured

11.30.803.02A

## PGBSH

Pompa a gas 28x50x185, C.90  
Gas lift 28x50x185, C.90

21.30.030.00F

## BMA

Base Austria D.615  
Base model Austria D.615

11.70.121.05N

## DRK+GPB

Ruota D.50 - Nr.5  
Castor D.50 - Nr.5

11.25.401.23N3



Assemblaggio kit: tabella viti pagina 246  
Kit assembly: screws table on page 246



Colori Plastiche:  
Plastic colours:

	BIANCO PERLA / OYSTER WHITE RAL 1013
	BLU / BLUE RAL 5014
	ROSSO / RED P1797U
	GRIGIO MUSCHIO / MOSS GREY RAL 7003
	GIALLO LIMONE / LEMON YELLOW RAL 1012
	MARRONE SCURO / BLACK BROWN RAL 8022



Colori Telai:  
Frame colours:

	NERO / BLACK
	GRIGIO / GREY IG2621

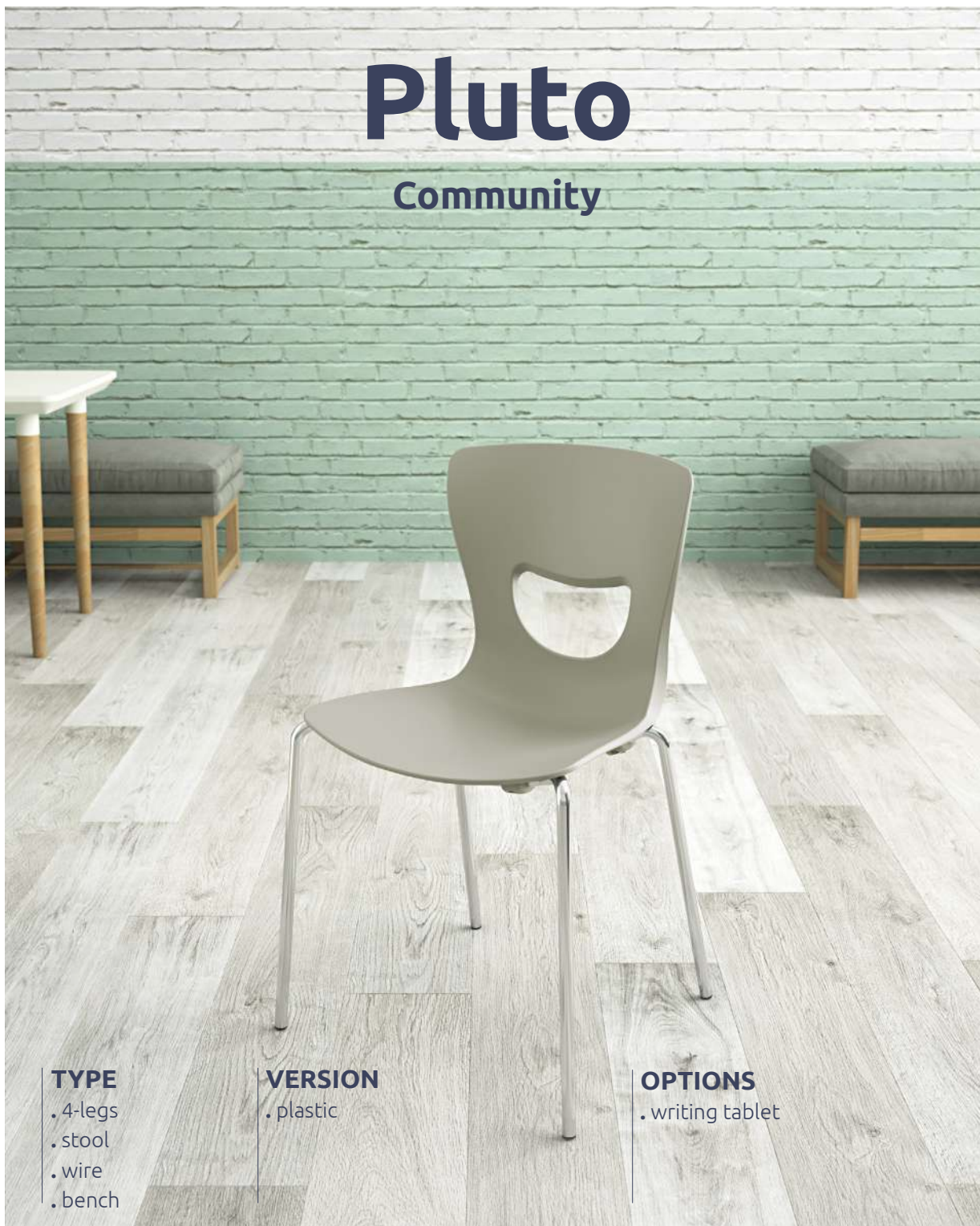


**Kit 18.06.338.99A**

• Girevole  
• Swivel

# Pluto

## Community



### TYPE

- . 4-legs
- . stool
- . wire
- . bench

### VERSION

- . plastic

### OPTIONS

- . writing tablet

# Pluto

Community | CONTRACT | Bar & Café



**SH20**

Scocca modello Pluto - Colorata  
Shell model Pluto - Coloured

**11.70.097.02A**

**GU04**

Agganci per telaio 4-gambe - Colorati  
Hooks for 4-legs frame - Coloured

**11.30.803.02A**

**TF28**

Telaio 4-gambe per Pluto/Q5 + tappi  
4-legs frame for Pluto/Q5 + caps

**21.30.808.00C**



Nr. max di sedie da impilare / Stackable chairs up to: 3



Assemblaggio kit: tabella viti pagina 246  
Kit assembly: screws table on page 246



Colori Plastiche:  
Plastic colours:

	BIANCO PERLA / OYSTER WHITE RAL 1013
	BLU / BLUE RAL 5014
	ROSSO / RED P1797U
	GRIGIO MUSCHIO / MOSS GREY RAL 7003
	GIALLO LIMONE / LEMON YELLOW RAL 1012
	MARRONE SCURO / BLACK BROWN RAL 8022



Colori Telaio:  
Frame colours:

	CROMATO / CHROMED
	NERO / BLACK
	GRIGIO / GREY IG2621

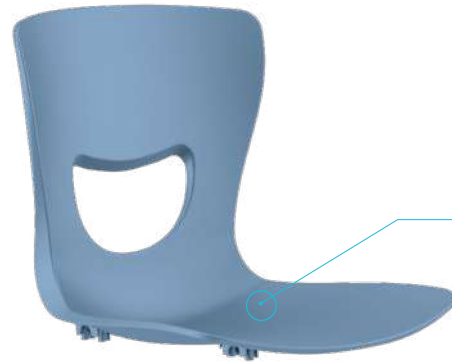


**Kit 18.06.336.99A**

- 4 gambe
- 4-legs

# Pluto

Community | CONTRACT | Bar & Café



**SH20**  
Scocca modello Pluto - Colorata  
Shell model Pluto - Coloured

11.70.097.02A



**TF50**  
Telaio sgabello 4-gambe per Pluto  
4-legs stool frame for Pluto

21.70.144.00C

**GU04**  
Agganci per telaio 4-gambe - Colorati  
Hooks for 4-legs frame - Coloured

11.30.803.02A



Assemblaggio kit: tabella viti pagina 246  
Kit assembly: screws table on page 246



Colori Plastiche:  
Plastic colours:

	BIANCO PERLA / OYSTER WHITE RAL 1013
	BLU / BLUE RAL 5014
	ROSSO / RED P1797U
	GRIGIO MUSCHIO / MOSS GREY RAL 7003
	GIALLO LIMONE / LEMON YELLOW RAL 1012
	MARRONE SCURO / BLACK BROWN RAL 8022



Colori Telaio:  
Frame colours:

	BIANCO PERLA / OYSTER WHITE RAL 1013
	CROMATO / CHROMED
	NERO / BLACK
	GRIGIO / GREY IG2621



**Kit 18.06.367.99A**

. Sgabello  
. Stool



# Pluto

Community | CONTRACT | Restaurant

Community | PUBLIC AREA | Health



Nr. max di sedie da impilare / Stackable chairs up to: 6



Assemblaggio kit: tabella viti pagina 246  
Kit assembly: screws table on page 246



Colori Plastiche:  
Plastic colours:

	BIANCO PERLA / OYSTER WHITE RAL 1013
	BLU / BLUE RAL 5014
	ROSSO / RED P1797U
	GRIGIO MUSCHIO / MOSS GREY RAL 7003
	GIALLO LIMONE / LEMON YELLOW RAL 1012
	MARRONE SCURO / BLACK BROWN RAL 8022



Possibilità di avere 4 piedini per unire lateralmente le sedie (BTFA-11.06.141.02U) ed anche il piedino per poterle fissare a terra (PPTF-11.06.142.02U)  
Possibility to have 4 feet to join the chairs (BTFA-11.06.141.02U) and a foot to fix them to the floor (PPTF-11.06.142.02U)



**Kit 18.06.337.99A**

- A filo
- Wire

# Pluto

Community | PUBLIC AREA | Waiting Areas

## SH20

Scocca modello Pluto - Colorata  
Shell model Pluto - Coloured

11.70.097.02A

## GU04

Agganci per telaio 4-gambe - Colorato  
Hooks for 4-legs frame - Coloured

11.30.803.02A

## CONF. 547

Confezione nr.547 per panca Siton:  
11.40.112.62C - PRC Ø25 - Nr.20  
11.40.156.02N - CRIE 80x40 - nr.10  
Viti M8x16 TBC CHS zincata bianca - Nr.20  
Packaging nr.547 for bench Siton:  
11.40.112.62C - PRC Ø25 - Nr.20  
11.40.156.02N - CRIE 80x40 - nr.10  
Screws M8x16 TBC CHS zinc-coated white - Nr.20

17.03.547.99A

## GA01

Gamba corta in all.  
per panca Siton - Nr.2  
Short aluminium leg  
for bench Siton - Nr. 2

21.30.541.00A

## PFPA

Piedino per fissaggio panca  
Glide for bench fixing

11.30.613.99N

## TG15

Telaio per panca Pluto nero  
Frame for Pluto bench black

21.30.826.00N

## CO01

Coperchietto gamba in alluminio  
Cover cap for Siton bench aluminium leg

21.30.543.00A

## GA02

Gamba lunga in all. per panca Siton-Nr.2  
Long aluminium leg for bench Siton - Nr.2

21.30.542.00A

## OMEGA

Omega per attacco  
telaio per panca  
Metal link for Siton bench

21.20.802.00F

## TP

Trave per panca 1,5 mt. - 3 posti  
Beam for bench 1,5 mt. - 3 seat

21.20.796.00N



Assemblaggio kit: tabella viti pagina 246  
Kit assembly: screws table on page 246



Colori Plastiche:  
Plastic colours:

BIANCO PERLA / OYSTER WHITE RAL 1013
BLU / BLUE RAL 5014
ROSSO / RED P1797U
GRIGIO MUSCHIO / MOSS GREY RAL 7003
GIALLO LIMONE / LEMON YELLOW RAL 1012
MARRONE SCURO / BLACK BROWN RAL 8022



**Kit 18.06.499.99A**

- Panca
- Bench





# Pull

## Community

### TYPE

- . 4-legs
- . wire

### VERSION

- . plastic

# Pull

Community | CONTRACT | Bar & Café



## SIP

Scocca intera Pull anti UV - Colorata  
Shell model Pull UV resistant - Coloured

11.30.275.02A

## DISP

Distanziale impilaggio per Pull - Neutro  
Spacer for Pull shell stacking - Neutral colour

11.22.184.02U

## TF03

Fusto 4 gambe Pull + Nr.4 Ira Ø18  
4 legs frame for Pull + Nr.4 Ira Ø18

21.30.263.00C



Nr. max di sedie da impilare (con il distanziale per l'impilaggio): 8  
Stackable chairs up to (with spacer for stacking): 8



Assemblaggio kit: tabella viti pagina 246  
Kit assembly: screws table on page 246



Colori Plastiche:  
Plastic colours:

	BIANCO / WHITE 218
	GIALLO / YELLOW RAL 1016
	ARANCIO / ORANGE RAL 2003
	VERDE / GREEN 736
	BLU / BLUE RAL 5002
	VIOLA / PURPLE 145
	ROSSO / RED 527
	NERO / BLACK
	MARRONE / BROWN 187
	GRIGIO / GREY RAL 7035



Colori Telaio:  
Frame colours:

	CROMATO / CHROMED
	GREZZO / RAW FINISHING
	VERNICIATO NERO / BLACK PAINTED



**Kit 18.06.077.99A**

• 4 gambe  
• 4-legs



# Pull

Community | PUBLIC AREA | Training & Conference



**SIP**

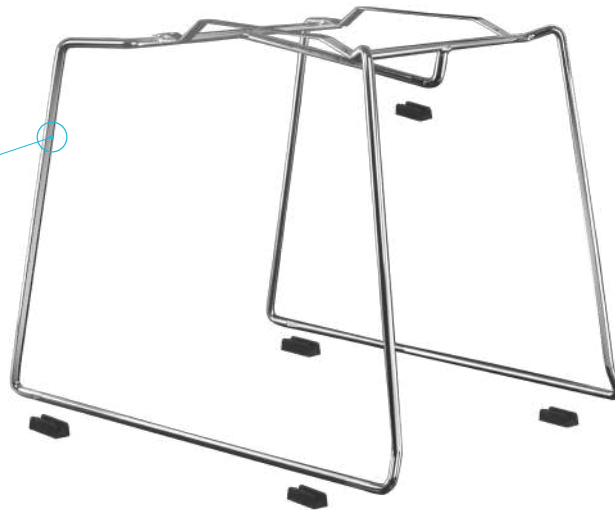
Scocca intera Pull anti UV - Colorata  
Shell model Pull UV resistant - Coloured

**11.30.275.02A**

**TF04**

Fusto 4 gambe chiuso Pull  
+ Nr.5 Bppa (11.06.130.02)  
Wire frame for Pull  
+ Nr.5 Bppa (11.06.130.02)

**21.30.264.00C**



Assemblaggio kit: tabella viti pagina 246  
Kit assembly: screws table on page 246



Colori Plastiche:  
Plastic colours:

	BIANCO / WHITE 218
	GIALLO / YELLOW RAL 1016
	ARANCIO / ORANGE RAL 2003
	VERDE / GREEN 736
	BLU / BLUE RAL 5002
	VIOLA / PURPLE 145
	ROSSO / RED 527
	NERO / BLACK
	MARRONE / BROWN 187
	GRIGIO / GREY RAL 7035



**Kit 18.06.141.99A**

. A filo  
. Wire



# Q5

## Community



### TYPE

- . 4-legs
- . stool
- . wire
- . wooden 4-legs

### VERSION

- . plastic

### OPTIONS

- . w/ writing tablet

# Q5

Community | CONTRACT | Bar & Café

**SH11**  
Scocca intera Q5 - Colorata  
Shell model Q5 - Coloured  
**11.30.800.02A**

**GU04**  
Agganci per telaio 4-gambe - Colorato  
Hooks for 4-legs frame - Coloured  
**11.30.803.02A**

**TF28**  
Telaio 4 gambe per Q5  
4 legs frame for Q5  
**21.30.808.00C**



Assemblaggio kit: tabella viti pagina 246  
Kit assembly: screws table on page 246



Colori Plastiche:  
Plastic colours:

	BIANCO PERLA / OYSTER WHITE RAL 1013
	GRIGIO MUSCHIO / MOSS GREY RAL 7003
	GIALLO LIMONE / LEMON YELLOW RAL 1012
	MARRONE SCURO / BLACK BROWN RAL 8022



Colori Telaio:  
Frame colours:

	CROMATO / CHROMED
	NERO / BLACK
	GRIGIO / GREY RAL 7003



**Kit 18.06.246.99A**  
• 4 gambe  
• 4-legs

# Q5

Community | CONTRACT | Bar & Café



## SH11

Scocca intera Q5 - Colorata  
Shell model Q5 - Coloured

11.30.800.02A

## GU05

Agganci per telaio a filo  
Hooks for wire frame

11.30.804.02A

## TF30

Telaio sgabello a filo Q5 + piedini  
per telaio a filo  
Wire stool frame for Q5 + feet  
for wire frame

21.30.810.00C



Assemblaggio kit: tabella viti pagina 246  
Kit assembly: screws table on page 246



Colori Plastiche:  
Plastic colours:

	BIANCO PERLA / OYSTER WHITE RAL 1013
	GRIGIO MUSCHIO / MOSS GREY RAL 7003
	GIALLO LIMONE / LEMON YELLOW RAL 1012
	MARRONE SCURO / BLACK BROWN RAL 8022



**Kit 18.06.422.99A**

. Sgabello  
. Stool



# Q5

Community | CONTRACT | Restaurant

## SH11

Scocca intera Q5 - Colorata  
Shell model Q5 - Coloured

11.30.800.02A

## SP10

Pannello sedile Q5  
Panel seat for Q5

11.30.801.02N

## TR15

Telaio a slitta per Q5  
+ piedini per telaio a filo  
Wire frame for Q5  
+ Feet for wire frame

21.30.809.00C

## GU05

Agganci per telaio a filo - Colorato  
Hooks for wire frame - Coloured

11.30.804.02A



Assemblaggio kit: tabella viti pagina 246  
Kit assembly: screws table on page 246



Colori Plastiche:  
Plastic colours:

	BIANCO PERLA / OYSTER WHITE RAL 1013
	GRIGIO MUSCHIO / MOSS GREY RAL 7003
	GIALLO LIMONE / LEMON YELLOW RAL 1012
	MARRONE SCURO / BLACK BROWN RAL 8022



**Kit 18.06.247.99A**

- A filo
- Wire

# Q5

Community | CONTRACT | Restaurant

## SH11

Scocca intera Q5 - Colorata  
Shell model Q5 - Coloured

11.30.800.02A



## TF62

Telaio plastica Q5 con gambe in legno + viti  
Q5 plastic frame with wooden legs + screws

21.70.357.00N



Assemblaggio kit: tabella viti pagina 246  
Kit assembly: screws table on page 246



Colori Plastiche:  
Plastic colours:

	BIANCO PERLA / OYSTER WHITE RAL 1013
	GRIGIO MUSCHIO / MOSS GREY RAL 7003
	GIALLO LIMONE / LEMON YELLOW RAL 1012
	MARRONE SCURO / BLACK BROWN RAL 8022



**Kit 18.06.421.99A**

- 4 gambe legno
- Wooden 4-legs

# Q5

Community | PUBLIC AREA | Training & Conference



Assemblaggio kit: tabella viti pagina 246  
Kit assembly: screws table on page 246



Colori Plastiche:  
Plastic colours:

	BIANCO PERLA / OYSTER WHITE RAL 1013
	GRIGIO MUSCHIO / MOSS GREY RAL 7003
	GIALLO LIMONE / LEMON YELLOW RAL 1012
	MARRONE SCURO / BLACK BROWN RAL 8022



Colori Telaio:  
Frame colours:

	CROMATO / CHROMED
	NERO / BLACK
	GRIGIO / GREY RAL 7003



**Kit 18.06.246.99A**

- 4 gambe
- 4-legs

# Q5

Community | PUBLIC AREA | Training & Conference

## TLT2

Tavoletta in termoplastica  
Writing tablet model TLT2

11.20.580.03N

## SPTAD

Snodo tavoletta antipanico destro  
Antipanic mechanism for writing tablet

11.30.065.05N

## SH11

Scocca intera Q5 - Colorata  
Shell model Q5 - Coloured

11.30.800.02A

## GU05

Agganci per telaio a filo - Colorato  
Hooks for wire frame - Coloured

11.30.804.02A

## TR15D

Telaio Q5 con bracciolo destro per tavoletta\*  
Q5 frame with right armrest for writing tablet  
+ feet for wire frame\*

21.30.827.00C



Assemblaggio kit: tabella viti pagina 246  
Kit assembly: screws table on page 246



\*Articolo soggetto a lotto minimo d'ordine (50 pz)  
\*Item subject to minimum order (50 pcs)



Colori Plastiche:  
Plastic colours:

	BIANCO PERLA / OYSTER WHITE RAL 1013
	GRIGIO MUSCHIO / MOSS GREY RAL 7003
	GIALLO LIMONE / LEMON YELLOW RAL 1012
	MARRONE SCURO / BLACK BROWN RAL 8022



**Kit 18.06.250.99A**

- A filo con tavoletta
- Wire w/ writing tablet





# Q9

## Office



### TYPE

- . swivel
- . 4-legs
- . cantilever
- . swivel 4 star base
- . swivel fixed base

### VERSION

- . mesh
- . upholstered

### OPTIONS

- . w/armrests

# Q9

Office | TASK | Operative

## SH07

Monoscocca Q9 - Nera + Confezione  
Shell model Q9 - Black + Packaging

11.30.631.05N

## PO11

Poggiareni per rete JoJo  
Lumbar support for mesh JoJo

11.30.564.02N

## AF19

Coppia braccioli in nylon modello Dance  
Pair of armrests in nylon model Dance

11.30.646.05N

## BC09

Cornice per rete schienale Q9 - Nera  
Frame for Q9 back - Black

11.30.634.03N

## AF19

Coppia braccioli in nylon modello Dance  
Pair of armrests in nylon model Dance

11.30.646.05N

## SF08

Schiumato per sedile Q9  
Foam for seat Q9

21.30.886.00B

## SP08

Pannello sedile scocca Q9  
Inner panel seat Q9

11.30.632.02N

## ME49

Meccanismo A10 con blocco/sblocco  
Lock/unlock tilting mechanism A-10

21.70.460.00F

## RA34

Base Alaska d.640 C.50 P.11 con anello  
Base model Alaska d.640 C.50 P.11 w/metal ring

11.70.170.05N

## DRS

Ruota Ø50 (GLASS) in nylon  
Nylon castor Ø50 (GLASS)

11.25.270.23N3

## PGBSH

Pompa a gas 28x50x215 c.125 Dt.55  
Gas lift 28x50x215 c.125, Dt.55

21.30.018.00F

Kit 18.06.193.99A

- Rete
- Mesh



Assemblaggio kit: tabella viti pagina 246  
Kit assembly: screws table on page 246



# Q9

Office | MULTIPURPOSE & GUEST | Coworking

## SH07

Monoscocca Q9 - Nera+Confezione  
Shell model Q9 - Black+Packaging

11.30.631.05N

## BC09

Cornice per rete schienale Q9 - Nera  
Inner panel back Q9 - Black

11.30.634.03N

## SF08

Schiumato per sedile Q9  
Foam for seat Q9

21.30.886.00B

## SP08

Pannello sedile scocca Q9  
Seat panel Q9

11.30.632.02N

## TF27

Telaio 4 gambe Q9 nero  
Frame 4-legs for Q9Black

21.30.691.00N



**Kit 18.06.227.99A**

- . 4 gambe
- . 4-legs

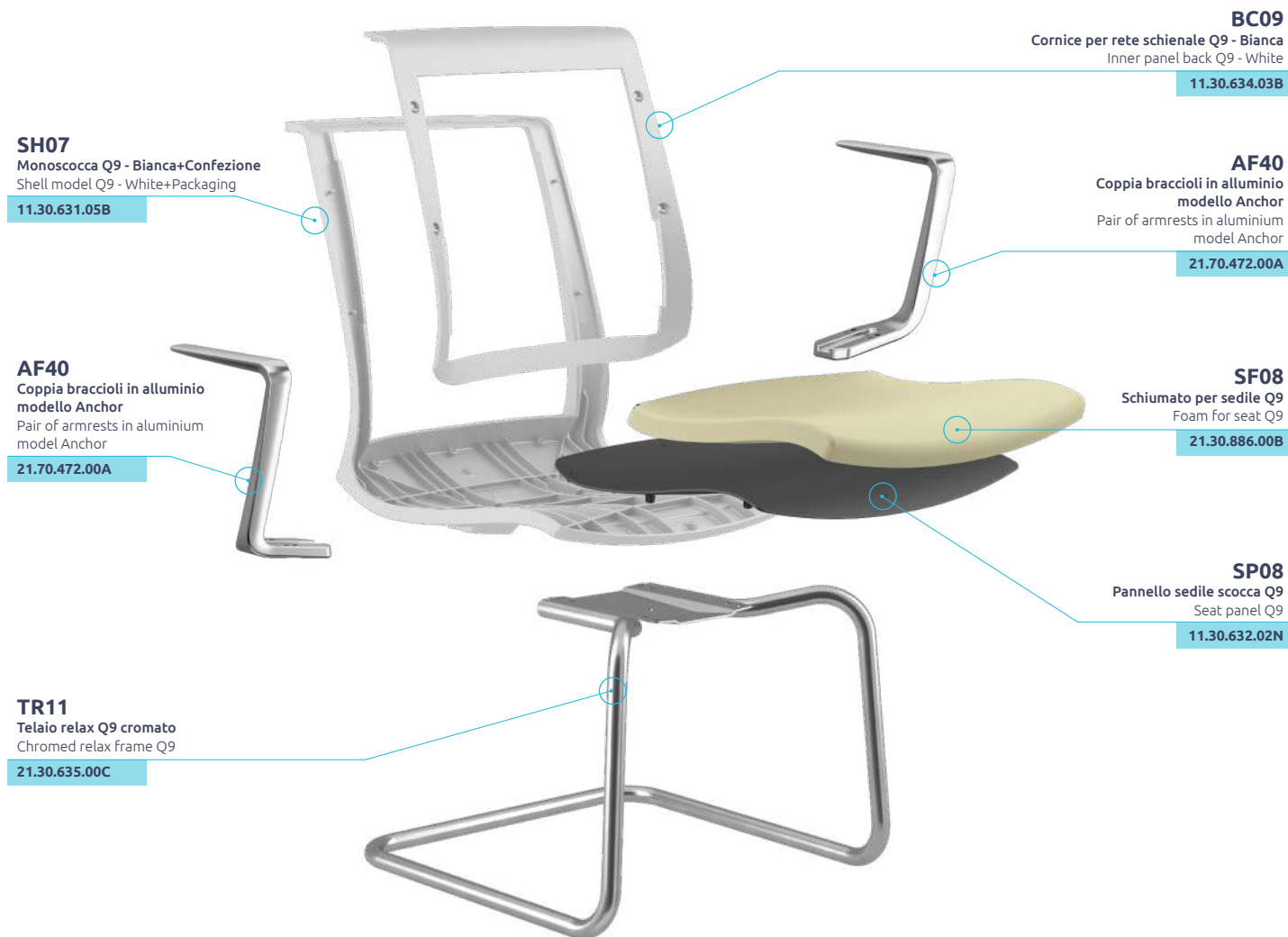


Assemblaggio kit: tabella viti pagina 246  
Kit assembly: screws table on page 246

Index

# Q9

Office | MULTIPURPOSE & GUEST | Executive



Assemblaggio kit: tabella viti pagina 246  
Kit assembly: screws table on page 246



**Kit 18.06.192.99A**

- Slitta
- Cantilever

# Q9

Office | MULTIPURPOSE & GUEST | Operative



**Kit 18.06.237.99A**

- Slitta con braccioli
- Cantilever with armrests



Assemblaggio kit: tabella viti pagina 246  
Kit assembly: screws table on page 246

Index



# Q9

Office | MULTIPURPOSE & GUEST | Operative



Assemblaggio kit: tabella viti pagina 246  
Kit assembly: screws table on page 246

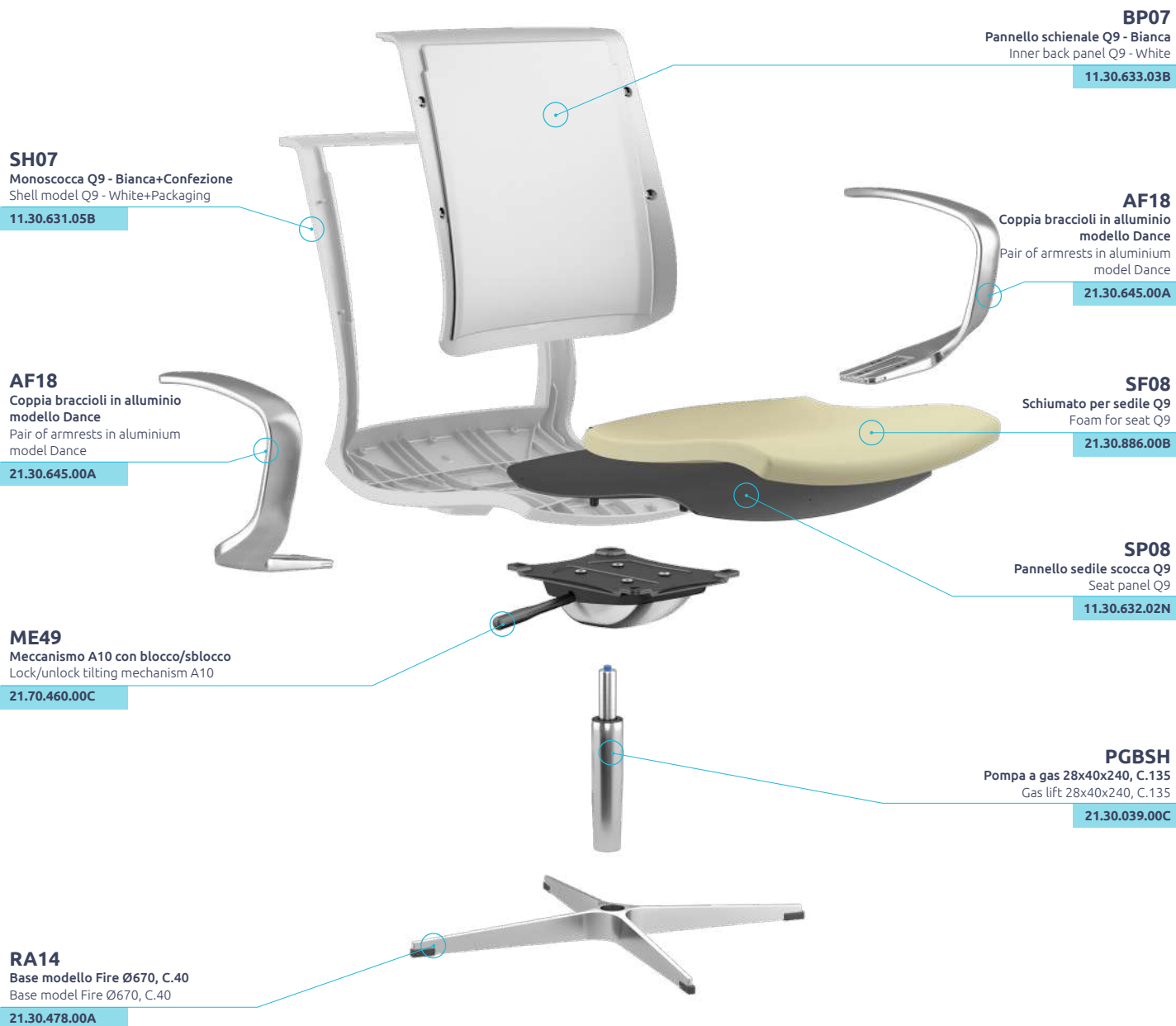


**Kit 18.06.236.99A**

- Girevole 4 razze
- Swivel 4 star base

# Q9

Office | MULTIPURPOSE & GUEST | Directional Tech



**Kit 18.06.236.99A**

- Girevole base fissa
- Swivel fixed base



Assemblaggio kit: tabella viti pagina 246  
Kit assembly: screws table on page 246

Index



# Q9

## Community



**TYPE**

. bench

**VERSION**

. mesh

# Q9

Community | PUBLIC AREA | Waiting Areas

## SH07

Monoscocca Q9 - Nera+Confezione  
Shell model Q9 - Black+Packaging

11.30.631.05N

## AF41

Bracciolo in plastica per panca Jim  
Plastic armrest for bench Jim

11.70.547.05N

## MP09

Piastra attacco  
scocca Q9 su panca  
Metal plate for bench Q9

21.30.677.00F

## BC09

Cornice per rete schienale Q9 - Nera  
Inner panel back Q9 - Black

11.30.634.03N

## SF08

Schiumato per sedile Q9  
Foam for seat Q9

21.30.886.00B

## CF12

Cavallotto superiore  
per gamba panca Jim  
Link for leg bench Jim

11.70.367.77N

## SP08

Pannello sedile  
scocca Q9  
Seat panel Q9

11.30.632.02N

## CF13

Cavallotto Jim per fissaggio  
bracciolo su trave  
Joint for bench model Jim

11.70.548.05N

## OMEGA

Omega per attacco telaio per panca  
Metal link for bench

21.20.802.00F

## GA10

Gamba in plastica per panca Jim  
Plastic leg for bench Jim

11.70.366.77N

## TP

Trave per panca 1,5 mt - 3 posti  
Beam for bench 1,5 mt - 3 seats

21.20.796.00N

Disponibile da 2 / 3 / 4 / 5 posti  
nei colori nero e grigio  
Available with 2 / 3 / 4 / 5 seats  
in black and gray

## CONF.855

Conf.855 per 5 panche Jim -  
nr.10 copritesta rettangolari  
CRIE, nr.20 piedini regolabili  
PBRB, nr.20 TCEI M8x90,  
nr.20 rondelle  
Conf. 855 for 5 JIM benches -  
nr.10 rectangular inserts  
CRIE, nr.20 adjustable feet  
PBRB, nr.20 screws  
TCEI M8x90, nr.20 washers

17.01.855.99A

Kit 18.06.500.99A

- Panca
- Bench



Assemblaggio kit: tabella viti pagina 246  
Kit assembly: screws table on page 246



Index



# Queen

## Office



### TYPE

- high back
- medium back

### VERSION

- mesh
- upholstered

### OPTIONS

- w/headrest
- lumbar support

# Queen

Office | TASK | Operative

## HB02

Portagiacca Unique  
Coat hanger Unique

11.70.496.05N

## LMIE

Lama ferro up-down corsa 80  
Metal up-down back bar - stroke 80

21.70.518.00F

## LC10

Copertina per lama in ferro Queen  
Cover for metal back bar Queen

11.70.523.02N

## AR26

Coppia braccioli  
regolabili diritti Luke (2D)  
Pair of adjustable straight  
armrests Luke (2D)

21.70.265.00N

## ME40

Meccanismo Mirage con traslatore,  
bloccabile in 4 posizioni  
Mechanism model Mirage with slider,  
and 4 locking positions

21.70.323.00F

## PGBSH

Pompa a gas 28x50x227 E.127, C.120  
Gas lift 28x50x227 E.127, C.120

21.30.036.00F

## DRHD

Ruota d.65 RAL7024 P.11  
Castor d.65 RAL7024 P.11

11.25.254.55N3

## BA37

Schienale alto Queen versione rete per CP/lama ferro  
High backrest for mesh version - Permanent contact/metal back bar Queen

11.70.504.05N

## BC27

Cornice per schienale rete alto Queen  
Right and left covers for S-Shape black

11.70.508.03N

## PO43

Supporto lombare Queen  
versione rete\*  
Lumbar support mesh version\*

11.70.502.99N

## AR26

Coppia braccioli  
regolabili diritti Luke (2D)  
Pair of adjustable straight  
armrests Luke (2D)

21.70.265.00N

## SP25

Pannello sedile a vista  
forato Borg nero  
Plastic seat panel Borg black

11.70.382.02N

## SA01

Telaio portante sedile Borg nero  
Bearing seat Borg black

11.70.380.05N

## RA50

Base modello Galles Ø700 con anello  
Base model Galles Ø700 w/ metal ring

11.70.443.05N

## Kit 18.06.472.99A

- Alta, rete, lama in ferro
- High, mesh, metal back-bar



Assemblaggio kit: tabella viti pagina 246  
Kit assembly: screws table on page 246



\*In alternativa: CB05 (Carter telaio Queen)  
per versioni senza poggiatesta  
\* Alternatively: CB05 (backrest cover)  
for version without lumbar support



# Queen

Office | TASK | Operative

## RU17

Poggiatesta regolabile modello Mesh per Queen + viti  
Adjustable headrest model Mesh for Queen + screws

11.70.233.83N

## HB02

Portagiacca Unique  
Coat hanger Unique

11.70.496.05N

## BA37

Schienale alto Queen versione rete per CP/lama ferro  
High backrest for mesh version- Permanent contact/metal back bar Queen

11.70.504.05N

## CP07

Contatto permanente up-down Queen  
Permanent contact up-down Queen

11.70.516.99N

## AR38

Coppia braccioli regolabili  
modello Shazam (4D)  
Pair of adjustable armrests  
model Shazam (4D)

21.70.529.00N

## PRL8

Piastra dattilo 8 fori cono 28 con leva  
Metal plate with 8 holes cone 28 with lever

21.20.953.00F

## PGBSH

Pompa a gas 28x50x230 E.110, C.125  
Gas lift 28x50x230 E.110, C.125

21.30.028.00F

## DRHD

Ruota d.65 RAL7024 P.11  
Castor d.65 RAL7024 P.11

11.25.254.55N3

## RC01

Cornice per poggiatesta Mesh  
Frame for headrest Mesh

11.70.168.04N

## BC27

Cornice per schienale rete alto Queen  
Right and left covers for S-Shape black

11.70.508.03N

## PO43

Supporto lombare Queen  
versione rete\*  
Lumbar support mesh version\*

11.70.502.99N

## AR38

Coppia braccioli regolabili  
modello Shazam (4D)  
Pair of adjustable armrests  
model Shazam (4D)

21.70.529.00N

## SI19

Sedile interno legno N-Time con 22 borchie  
Wooden inner seat N-time with 22 t-nuts

21.70.470.00L

## SE26

Sottosedile N-Time nero  
Outer seat mod. N-Time black

11.70.474.02N

## RA13

Base modello Cipro Ø680, C.50, P.11  
Base model Cipro Ø680, C.50, P.11

11.30.450.05N

## Kit 18.06.473.99A

- Alta, rete, contatto permanente
- High, mesh, permanent contact



Assemblaggio kit: tabella viti pagina 246  
Kit assembly: screws table on page 246



\*In alternativa: CB05 (Carter telaio Queen)  
per versioni senza poggiatesta  
\* Alternatively: CB05 (backrest support)  
for version without lumbar support



Index

# Queen

Office | TASK | Operative

## RU17

Poggiatesta regolabile modello Mesh per Queen + viti  
Adjustable headrest model Mesh For Queen + screws

11.70.233.83N

## BA38

Schienale alto Queen versione rete per per lama up-down in plastica  
High backrest for mesh version - plastic back bar Queen

11.70.505.05N

## LM21

Lama plastica up-down versione rete Queen  
Plastic up-down back bar for Queen mesh version

11.70.500.05N

## AR29A

Coppia braccioli regolabili 360° modello Wonder (3D)\*\*  
Pair of adjustable 360° armrests model Wonder (3D)\*\*

21.70.416.00N

## ME46

Meccanismo A50 con traslatore, bloccabile in 4 posizioni  
Mechanism model A50 with slider, with 4 locking positions

21.70.458.00F

## PGBSH

Pompa a gas 28x50x215 E.46, C.105  
Gas lift 28x50x215 E.46, C.105

21.30.035.00F

## DRHD

Ruota d.65 RAL7024 P.11  
Castor d.65 RAL7024 P.11

11.25.254.55N3



\*\*Consigliati con la staffa IB02A  
\*\*Recommended with the IB02A bracket  
11.70.418.05N



Assemblaggio kit: tabella viti pagina 246  
Kit assembly: screws table on page 246



\*In alternativa: CB05 (Carter telaio Queen)  
per versioni senza poggiatesta  
\* Alternatively: CB05 (backrest cover)  
for version without lumbar support

## RC01

Cornice per poggiatesta Mesh  
Frame for headrest Mesh

11.70.168.04N

## BC27

Cornice per schienale rete alto Queen  
Right and left covers for S-Shape black

11.70.508.03N

## PO43

Supporto lombare Queen versione rete\*  
Lumbar support mesh version\*

11.70.502.99N

## SF12

Schiumato sedile Pasha  
Seat foam

21.70.484.00B

## AR29A

Coppia braccioli regolabili 360° modello Wonder (3D)\*\*  
Pair of adjustable 360° armrests model Wonder (3D)\*\*

21.70.416.00N

## SI18

Sedile interno Pasha  
22 borchie M6 con 2 barre  
Inner seat Pasha  
with 22 t-nuts with two bars

21.70.452.00N

## SE25

Sottosedile tappezzabile Pasha  
Outer seat Pasha to be upholstered

11.70.453.03N

## SC02

Cornice per sottosedile tappezzabile Pasha  
Pasha outer seat frame

11.70.454.02N

## RA23

Base Oman d.700 in plastica  
Base model Oman d.700 in nylon

11.30.698.05N

## Kit 18.06.474.99A

. Alta, rete, lama in plastica  
. High, mesh, plastic back-bar





# Queen

Office | TASK | Operative

## BE26

Schienale esterno alto Queen  
Outer high backrest Queen

11.70.514.02N

## LMIE

Lama ferro up-down corsa 80  
Metal up-down back bar - stroke 80

21.70.518.00F

## LC10

Copertina per lama in ferro Queen  
Cover for metal back bar Queen

11.70.523.02N

## AR32

Coppia braccioli Luke 3D  
regolabili inclinati  
con staffa in alluminio  
Pair of adjustable inclined  
armrests Luke3D with aluminium brackets

21.70.447.00N

## ME46

Meccanismo modello A50 con traslatore  
bloccabile in 4 posizioni  
Synchron mechanism model A50 with slider  
with 4 locking positions

21.70.458.00F

## PGBSH

Pompa a gas 28x50x225 C.135  
Gas lift 28x50x225 C.135

21.30.036.00C

## DRHDC

Ruota d.65 cromata e desmopan grigio P.11  
Castor Ø65 chromed and w/ grey desmopan P.11

11.25.387.55C3

## BI26

Schienale interno alto Queen 4 borchie  
Inner high backrest Queen 4 T-nuts

11.70.510.02N

## SF12

Schiumato sedile Pasha  
Seat foam

21.70.484.00B

## AR32

Coppia braccioli Luke 3D  
regolabili inclinati  
con staffa in alluminio  
Pair of adjustable inclined  
armrests Luke3D  
with aluminium brackets

21.70.447.00N

## SI18

Sedile interno Pasha  
22 borchie M6 con 2 barre  
Inner seat Pasha  
with 22 t-nuts with two bars

21.70.452.00N

## SE25

Sottosedile tappezzabile Pasha  
Outer seat Pasha to be upholstered

11.70.453.03N

## SC02

Cornice per sottosedile tappezzabile Pasha  
Pasha outer seat frame

11.70.454.02N

## RA51

Base modello Galles in alluminio Ø700 C.50, P.11  
Aluminium base model Galles Ø700 C.50, P.11

21.70.456.00A

## Kit 18.06.479.99A

- Alta, tappezzata, lama in ferro
- High, upholst., metal back-bar



Assemblaggio kit: tabella viti pagina 246  
Kit assembly: screws table on page 246





# Queen

Office | TASK | Operative

**BE26**  
Schienale esterno alto Queen  
Outer high backrest Queen

11.70.514.02N

**BI26**  
Schienale interno alto Queen 4 borchie  
Inner high backrest Queen 4 T-nuts

11.70.510.02N

**CP07**  
Contatto permanente up-down Queen  
Permanent contact up-down Queen

11.70.516.99N

**AR38**  
Coppia braccioli regolabili  
modello Shazam (4D)  
Pair of adjustable armrests  
model Shazam (4D)

21.70.529.00N

**AR38**  
Coppia braccioli regolabili  
modello Shazam (4D)  
Pair of adjustable armrests  
model Shazam (4D)

21.70.529.00N

**SI12**  
Sedile interno Liz con 18 borchie  
Inner seat Liz with 18 T-Nuts

21.70.294.00N

**PRL8**  
Piastra dattilo 8 fori cono 28 con leva  
Metal plate with 8 holes cone 28 with lever

21.20.953.00F

**PGBSH**  
Pompa a gas 28x50x230 E.110, C.125  
Gas lift 28x50x230 E.110, C.125

21.30.028.00F

**SE24**  
Sottosedile Liz nero  
Outer seat Liz black

11.70.307.02N

**DRHD**  
Ruota d.65 RAL7024 P.11  
Castor d.65 RAL7024 P.11

11.25.254.55N3

**RA13**  
Base modello Cipro Ø680, C.50, P.11  
Base model Cipro Ø680, C.50, P.11

11.30.450.05N

**Kit 18.06.480.99A**

- Alta, tapp., contatto permanente
- High, upholst., perm. contact



Assemblaggio kit: tabella viti pagina 246  
Kit assembly: screws table on page 246

# Queen

Office | TASK | Operative

## RU18

Poggiatesta regolabile  
modello Mesh per Unipog + viti  
Adjustable headrest model Mesh  
for Unipog + screws

11.70.234.83N

## BE26

Schienale esterno alto Queen  
Outer high backrest Queen

11.70.514.02N

## LM23

Lama plastica up-down  
versione tappezzata Queen  
Plastic up-down back bar  
for upholstery version

11.70.501.05N

## AR33

Coppia braccioli Shuttle 3D  
regolabili inclinati  
Pair of adjustable inclined  
armrests Shuttle 3D

11.70.463.11N

## ME19

Meccanismo synchron modello Mirage,  
bloccabile in 4 posizioni  
Synchron mechanism model Mirage,  
with 4 locking positions

21.30.767.00F

## PGBSH

Pompa a gas 28x50x215 E.46, C.105  
Gas lift 28x50x215 E.46, C.105

21.30.035.00F

## DRHD

Ruota d.65 RAL7024 P.11  
Castor d.65 RAL7024 P.11

11.25.254.55N3

## RP01

Pannello poggiatesta Mesh  
Panel for headrest model Mesh

11.70.169.03N

## RF07

Schiumato per  
poggiatesta Mesh  
Foam for  
Mesh headrest

21.70.283.00A

## BI27

Schienale interno alto Queen 6 borchie  
Inner high backrest Queen 6 T-nuts

11.70.511.02N

## PO44

Supporto lombare Queen  
versione tappezzata  
Lumbar support  
upholstery version

11.70.540.02N

## SP14

Pannello sedile Follow  
Panel seat model Follow

11.30.987.02N

## AR33

Coppia braccioli  
Shuttle 3D  
regolabili inclinati  
Pair of adjustable inclined  
armrests Shuttle 3D

11.70.463.11N

## SE16X

Sedile portante Traslax con traslatore  
Outer seat model Traslax with slider

11.70.398.92N

## RA53

Base modello Qatar Ø720 con anello  
Base model Qatar Ø720 w/ metal ring

11.70.499.05N

## Kit 18.06.481.99A

- Alta, tapp., lama in plastica
- High, upholst., plastic back-bar



Assemblaggio kit: tabella viti pagina 246  
Kit assembly: screws table on page 246

# Queen

Office | TASK | Operative

## BA39

Schienale medio Queen versione rete  
per CP/lama ferro  
Medium backrest for mesh version -  
Permanent contact/metal back bar Queen

11.70.506.05N

## LMIE

Lama ferro up-down corsa 80  
Metal up-down back bar - stroke 80

21.70.518.00F

## LC10

Copertina per lama in ferro Queen  
Cover for metal back bar Queen

11.70.523.02N

## AR14

Coppia braccioli regolabili Nemo (2D)  
Pair of adjustable armrests Nemo (2D)

21.70.151.00N

## ME30

Meccanismo synchron Falcon  
bloccabile in 3 posizioni  
Falcon synchron mechanism  
with 3 locking positions

21.70.228.00F

## PGBSH

Pompa a gas 28x50x215 c.125 Dt.55  
Gas lift 28x50x215 c.125, Dt.55

21.30.018.00F

## DRG

Ruota Ø50 (ROLLER)  
Castor Ø50 (ROLLER)

11.25.307.80N3

## BC28

Cornice per schienale rete medio Queen  
Medium frame for backrest Queen

11.70.509.03N

## PO43

Supporto lombare Queen  
versione rete\*  
Lumbar support mesh version\*

11.70.502.99N

## AR14

Coppia braccioli  
regolabili Nemo (2D)  
Pair of adjustable  
armrests Nemo (2D)

21.70.151.00N

## S112

Sedile interno Liz con 18 borchie  
Inner seat Liz with 18 T-Nuts

21.70.294.00N

## SE24

Sottosedile Liz nero  
Outer seat Liz black

11.70.307.02N

## RA34

Base Alaska d.640 C.50 P.11 con anello  
Base model Alaska d.640 C.50 P.11 w/ metal ring

11.70.170.05N

## Kit 18.06.475.99A

- Media, rete, lama in ferro
- Medium, mesh, metal back-bar



Assemblaggio kit: tabella viti pagina 246  
Kit assembly: screws table on page 246



\*In alternativa: CB05 (Carter telaio Queen)  
per versioni senza poggiatesta  
\* Alternatively: CB05 (backrest cover)  
for version without lumbar support



# Queen

Office | TASK | Operative

## BA39

Schienale medio Queen versione rete  
per CP/lama ferro  
Medium backrest for mesh version -  
Permanent contact/metal back bar Queen

11.70.506.05N

## CP07

Contatto permanente up-down Queen  
Permanent contact up-down Queen

11.70.516.99N

## AF36

Bracciolo singolo modello Clark  
Armrest model Clark

11.70.219.05N

## PRL8

Piastra dattilo 8 fori cono 28 con leva  
Metal plate with 8 holes cone 28 with lever

21.20.953.00F

## PGBSH

Pompa a gas 28x50x215 c.125 Dt.55  
Gas lift 28x50x215 c.125, Dt.55

21.30.018.00F

## DRG

Ruota Ø50 (ROLLER)  
Castor Ø50 (ROLLER)

11.25.307.80N3

## BC28

Cornice per schienale rete medio Queen  
Medium frame for backrest Queen

11.70.509.03N

## PO43

Supporto lombare Queen  
versione rete\*  
Lumbar support mesh version\*

11.70.502.99N

## AF36

Bracciolo singolo  
modello Clark  
Armrest model Clark

11.70.219.05N

## S110

Sedile interno legno Torino  
con 10 borchie  
Wooden inner seat  
mod. Torino with 10 T-nuts

21.30.919.00L

## SDETO

Sottosedile Torino  
Outer seat Torino

11.20.984.02N

## RA34

Base Alaska d.640 C.50 P.11 con anello  
Base model Alaska d.640 C.50 P.11 w/ metal ring

11.70.170.05N



Assemblaggio kit: tabella viti pagina 246  
Kit assembly: screws table on page 246



\*In alternativa: CB05 (Carter telaio Queen)  
per versioni senza poggiatesta  
\* Alternatively: CB05 (backrest cover)  
for version without lumbar support



## Kit 18.06.476.99A

. Media, rete, contatto permanente  
. Medium, mesh, perm. contact

# Queen

Office | TASK | Operative

## BA40

Schienale medio Queen versione rete  
per per lama up-down in plastica  
Medium backrest for mesh version -  
plastic back bar Queen

11.70.507.05N

## LM21

Lama plastica up-down  
versione rete Queen  
Plastic up-down back bar  
for Queen mesh version

11.70.500.05N

## AR36

Coppia braccioli regolabili  
dritti modello Step  
Pair of adjustable straight armrests  
model Step

11.70.493.05N

## ME47

Meccanismo synchron A20 autopesante  
bloccabile in 3 posizioni  
A20 synchron body balance mechanism  
lockable in 3 positions

21.70.459.00F

## PGBSH

Pompa a gas 28x50x230 E.65, C.130  
Gas lift 28x50x230 E.65, C.130

21.30.017.00F

## DRHD

Ruota d.65 RAL7024 P.11  
Castor d.65 RAL7024 P.11

11.25.254.55N3

## BC28

Cornice per schienale rete medio Queen  
Medium frame for backrest Queen

11.70.509.03N

## PO43

Supporto lombare Queen  
versione rete\*  
Lumbar support mesh version\*

11.70.502.99N

## SPF03

Comfort in TPU per sedile Borg  
Comfort TPU pad for Borg seat

21.70.383.00N

## AR36

Coppia braccioli  
regolabili dritti  
modello Step  
Pair of adjustable  
straight armrests  
model Step

11.70.493.05N

## SC01

Cornice per sedile rete Borg nera  
Inner frame Borg seat

11.70.381.04N

## SA01

Telaio portante sedile Borg nero  
Bearing seat Borg black

11.70.380.05N

## RA21

Base Cipro d.640 C.50 P.11 nera  
Base model Cipro d.640 C.50 P.11 black

11.30.658.05N

## Kit 18.06.477.99A

- Media, rete, lama in plastica
- Medium, mesh, plastic back-bar



Assemblaggio kit: tabella viti pagina 246  
Kit assembly: screws table on page 246



\*In alternativa: CB05 (Carter telaio Queen)  
per versioni senza poggiatesta  
\* Alternatively: CB05 (backrest cover)  
for version without lumbar support





# Queen

Office | TASK | Operative

## BA41

Schienale medio Queen versione rete  
per meccanismo 2/3 leve  
Medium backrest for mesh version -  
for 2.3 levers mechanism Queen

11.70.530.05N

## LM24

Lama Queen per meccanismo 2-3 leve  
Back bar Queen for 2-3 levers mechanism

21.70.531.00N

## AF36

Bracciolo singolo modello Clark  
Armrest model Clark

11.70.219.05N

## ME51

Meccanismo contatto permanente a 2-3 leve  
Permanent contact 2-3-lever mechanism

21.70.546.00F

## PGBSH

Pompa a gas 28x50x215 c.125 Dt.55  
Gas lift 28x50x215 c.125, Dt.55

21.30.018.00F

## DRG

Ruota Ø50 (ROLLER)  
Castor Ø50 (ROLLER)

11.25.307.80N3

## BC28

Cornice per schienale rete medio Queen  
Medium frame for backrest Queen

11.70.509.03N

## PO43

Supporto lombare Queen  
versione rete\*  
Lumbar support mesh version\*

11.70.502.99N

## AF36

Bracciolo singolo  
modello Clark  
Armrest model Clark

11.70.219.05N

## SI11

Sedile interno Andy con 18 borchie  
Inner seat Andy with 18 T-Nuts

21.70.293.00N

## SE20

Sottosedile Andy nero  
Outer seat Andy black

11.70.316.02N

## RA34

Base Alaska d.640 C.50 P.11 con anello  
Base model Alaska d.640 C.50 P.11 w/ metal ring

11.70.170.05N



Assemblaggio kit: tabella viti pagina 246  
Kit assembly: screws table on page 246



\*In alternativa: CB05 (Carter telaio Queen)  
per versioni senza poggiatesta  
\* Alternatively: CB05 (backrest cover)  
for version without lumbar support



## Kit 18.06.478.99A

• Media, rete, mecc. 2-3 leve  
• Medium, mesh, 2-3 lever mech.

# Queen

Office | TASK | Operative

## BE28

Schienale esterno medio Queen  
Outer medium backrest Queen

11.70.515.02N

## LMIE

Lama ferro up-down corsa 80  
Metal up-down back bar - stroke 80

21.70.518.00F

## LC10

Copertina per lama in ferro Queen  
Cover for metal back bar Queen

11.70.523.02N

## AR30

Coppia bracciolo regolabile  
modello Jump nero (1D)  
con PAD in gomma  
Pair of adjustable armrests  
model Jump black(1D)  
with rubber PAD

11.70.414.11N

## ME31

Meccanismo Falcon 3 posizioni con traslatore  
Falcon mechanism w/ slider, 3 positions

21.70.229.00F

## PGBSH

Pompa a gas 28x50x215 c.125 Dt.55  
Gas lift 28x50x215 c.125, Dt.55

21.30.018.00F

## DRG

Ruota Ø50 (ROLLER)  
Castor Ø50 (ROLLER)

11.25.307.80N3

## B128

Schienale interno medio Queen 4 borchie  
Inner medium backrest Queen 4 T-nuts

11.70.512.02N

## AR30

Coppia bracciolo regolabile  
modello Jump nero (1D)  
con PAD in gomma  
Pair of adjustable armrests  
model Jump black(1D)  
with rubber PAD

11.70.414.11N

## S111

Sedile interno Andy con 18 borchie  
Inner seat Andy with 18 T-Nuts

21.70.293.00N

## SE20

Sottosedile Andy nero  
Outer seat Andy black

11.70.316.02N

## RA46

Base modello Alaska Ø680 con anello  
Base model Alaska Ø680 w/ metal ring

11.70.286.05N

## Kit 18.06.482.99A

- Media, tapp., lama in ferro
- Medium, upholst., metal back-bar



Assemblaggio kit: tabella viti pagina 246  
Kit assembly: screws table on page 246

# Queen

Office | TASK | Operative

## BE28

Schienale esterno medio Queen  
Outer medium backrest Queen

11.70.515.02N

## BI28

Schienale interno medio Queen 4 borchie  
Inner medium backrest Queen 4 T-nuts

11.70.512.02N

## CP07

Contatto permanente up-down Queen  
Permanent contact up-down Queen

11.70.516.99N

## AR19P

Coppia braccioli regolabili inclinati  
Luke (1D) con pad in TPU  
Pair of adjustable inclined armrests Luke (1D) with TPU pad

21.70.421.00N

## AR19P

Coppia braccioli regolabili inclinati Luke (1D) con pad in TPU  
Pair of adjustable inclined armrests Luke (1D) with TPU pad

21.70.421.00N

## SI10

Sedile interno legno Torino con 10 borchie  
Wooden inner seat mod. Torino with 10 T-nuts

21.30.919.00L

## PRL8

Piastra dattilo 8 fori cono 28 con leva  
Metal plate with 8 holes cone 28 with lever

21.20.953.00F

## SDETO

Sottosedile Torino  
Outer seat Torino

11.20.984.02N

## PGBSH

Pompa a gas 28x50x215 c.125 Dt.55  
Gas lift 28x50x215 c.125, Dt.55

21.30.018.00F

## RA34

Base Alaska d.640 C.50 P.11 con anello  
Base model Alaska d.640 C.50 P.11 w/ metal ring

11.70.170.05N

## DRG

Ruota Ø50 (ROLLER)  
Castor Ø50 (ROLLER)

11.25.307.80N3



Assemblaggio kit: tabella viti pagina 246  
Kit assembly: screws table on page 246



**Kit 18.06.483.99A**

• Media, tapp., contatto perm.  
• Medium, upholst., perm. contact

# Queen

Office | TASK | Operative

## BE28

Schienale esterno medio Queen  
Outer medium backrest Queen

11.70.515.02N

## LM23

Lama plastica up-down  
versione tappezzata Queen  
Plastic up-down back bar  
for upholstery version

11.70.501.05N

## AR14

Coppia braccioli regolabili Nemo (2D)  
Pair of adjustable armrests Nemo (2D)

21.70.151.00N

## ME48

Meccanismo A20 bloccabile  
in 3 posizioni con traslatore  
A20 mechanism lockable  
in 3 positions with slider

21.70.492.00F

## PGBSH

Pompa a gas 28x50x230 E.65, C.130  
Gas lift 28x50x230 E.65, C.130

21.30.017.00F

## DRHD

Ruota d.65 RAL7024 P.11  
Castor d.65 RAL7024 P.11

11.25.254.55N3

## B129

Schienale interno medio Queen 6 borchie  
Inner medium backrest Queen 6 T-nuts

11.70.513.02N

## PO44

Supporto lombare Queen  
versione tappezzata  
Lumbar support  
upholstery version

11.70.540.02N

## SI19

Sedile interno legno N-Time  
con 22 borchie  
Wooden inner seat N-time  
with 22 t-nuts

21.70.470.00L

## AR14

Coppia braccioli  
regolabili Nemo (2D)  
Pair of adjustable  
armrests Nemo (2D)

21.70.151.00N

## SE26

Sottosedile N-Time nero  
Outer seat inner, N-Time black

11.70.474.02N

## RA21

Base Cipro d.640 C.50 P.11 nera  
Base model Cipro d.640 C.50 P.11 black

11.30.658.05N

## Kit 18.06.484.99A

- Media, tapp., lama in plastica
- Medium, upholst., plastic back-bar



Assemblaggio kit: tabella viti pagina 246  
Kit assembly: screws table on page 246





# Race

## Community



### TYPE

- . 4-legs
- . stool
- . wire
- . wooden 4-legs

### VERSION

- . plastic



# Race

Community | CONTRACT | Bar & Café

**SH12**  
Scocca intera Race  
Shell model Race

11.30.811.02A

**GU07**  
Agganci per telaio 4-gambe - Colorato  
Hooks for 4-legs frame - Coloured

11.30.797.02A

**TF32**  
Telaio 4 gambe per Race  
4 legs frame for Race

21.30.831.00C



Nr. max di sedie da impilare / Stackable chairs up to: 7



Assemblaggio kit: tabella viti pagina 246  
Kit assembly: screws table on page 246



Colori Plastiche:  
Plastic colours:

	BIANCO PERLA / OYSTER WHITE RAL 1013
	BLU / BLUE RAL 5002
	VIOLA / PURPLE 145
	GRIGIO MUSCHIO / MOSS GREY RAL 7003
	GIALLO LIMONE / LEMON YELLOW RAL 1012
	MARRONE SCURO / BLACK BROWN RAL 8022
	ARANCIO / ORANGE RAL 2009
	VERDE / GREEN 736



Colori Telaio:  
Frame colours:

	BIANCO PERLA / OYSTER WHITE RAL 1013
	CROMATO / CHROMED
	NERO / BLACK
	MARRONE SCURO / BLACK BROWN RAL 8022
	GRIGIO / GREY RAL 7003

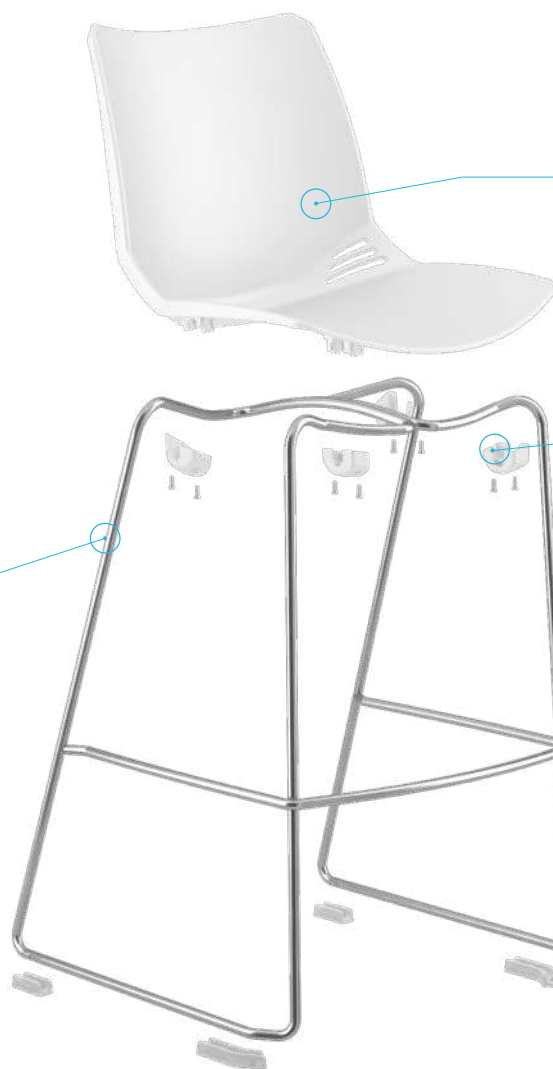


**Kit 18.06.258.99A**

. 4 gambe  
. 4-legs

# Race

Community | CONTRACT | Bar & Café



## SH12

Scocca intera Race  
Shell model Race

11.30.811.02A

## GU08

Agganci Race per telaio a filo  
Hooks Race for wire frame

11.30.798.02A

## TF33

Telaio sgabello a filo Race+pedini  
Wire stool frame for Race+feet

21.30.832.00C



Assemblaggio kit: tabella viti pagina 246  
Kit assembly: screws table on page 246



Colori Plastiche:  
Plastic colours:

	BIANCO PERLA / OYSTER WHITE RAL 1013
	BLU / BLUE RAL 5002
	VIOLA / PURPLE 145
	GRIGIO MUSCHIO / MOSS GREY RAL 7003
	GIALLO LIMONE / LEMON YELLOW RAL 1012
	MARRONE SCURO / BLACK BROWN RAL 8022
	ARANCIO / ORANGE RAL 2009
	VERDE / GREEN 736



**Kit 18.06.418.99A**

. Sgabello  
. Stool

# Race

Community | CONTRACT | Restaurant

**SP11**  
Pannello sedile Race  
Panel seat for Race

11.30.812.02N

**SH12**  
Scocca intera Race  
Shell model Race

11.30.811.02A

**GU08**

Agganci per telaio a filo - Colorato  
Hooks for wire frame - Coloured

11.30.798.02A

**TR19**  
Telaio slitta per Race  
+ piedini per telaio a filo  
Wire frame for Race  
+ feet for wire frame

21.30.835.00C



Assemblaggio kit: tabella viti pagina 246  
Kit assembly: screws table on page 246



Colori Plastiche:  
Plastic colours:

	BIANCO PERLA / OYSTER WHITE RAL 1013
	BLU / BLUE RAL 5002
	VIOLA / PURPLE 145
	GRIGIO MUSCHIO / MOSS GREY RAL 7003
	GIALLO LIMONE / LEMON YELLOW RAL 1012
	MARRONE SCURO / BLACK BROWN RAL 8022
	ARANCIO / ORANGE RAL 2009
	VERDE / GREEN 736



Colori Telaio:  
Frame colours:

	BIANCO PERLA / OYSTER WHITE RAL 1013
	CROMATO / CHROMED
	MARRONE SCURO / BLACK BROWN RAL 8022
	GRIGIO / GREY RAL 7003



**Kit 18.06.255.99A**

. A filo  
. Wire

# Race

Community | PUBLIC AREA | Training & Conference

## SH12

Scocca intera Race  
Shell model Race

11.30.811.02A

## PA03

Coppia agganci laterali  
Pair of lateral hooks

11.30.802.02N

## TR19

Telaio slitta per Race  
+ piedini per telaio a filo  
Wire frame for Race  
+ feet for wire frame

21.30.835.00C

## PA03

Coppia agganci laterali  
Pair of lateral hooks

11.30.802.02N

## GU08

Agganci per telaio a filo - Colorato  
Hooks for wire frame - Coloured

11.30.798.02A



Assemblaggio kit: tabella viti pagina 246  
Kit assembly: screws table on page 246



Colori Plastiche:  
Plastic colours:

	BIANCO PERLA / OYSTER WHITE RAL 1013
	BLU / BLUE RAL 5002
	VIOLA / PURPLE 145
	GRIGIO MUSCHIO / MOSS GREY RAL 7003
	GIALLO LIMONE / LEMON YELLOW RAL 1012
	MARRONE SCURO / BLACK BROWN RAL 8022
	ARANCIO / ORANGE RAL 2009
	VERDE / GREEN 736



Colori Telaio:  
Frame colours:

	BIANCO PERLA / OYSTER WHITE RAL 1013
	CROMATO / CHROMED
	MARRONE SCURO / BLACK BROWN RAL 8022
	GRIGIO / GREY RAL 7003



Possibilità di avere 4 piedini per unire lateralmente le sedie (BTFA-11.06.141.02U) ed anche il piedino per poterle fissare a terra (PPTF-11.06.142.02U)  
Possibility to have 4 feet to join the chairs (BTFA-11.06.141.02U) and a foot to fix them to the floor (PPTF-11.06.142.02U)



**Kit 18.06.255.99A**

- A filo
- Wire





# S-Shape

## Office



### TYPE

- . one version

### VERSION

- . mesh
- . fabric

### OPTIONS

- . w/headrest
- . lumbar support

# S-Shape

Office | TASK | Coworking

## BA32

Schienale portante S-Shape nero  
Backrest S-Shape black

11.70.392.05N

## LS04

Carter copertina destra + sinistra per S-Shape nero  
Right and left covers for S-Shape black

11.70.394.05N

## AF36

Bracciolo singolo modello Clark  
Armrest model Clark

11.70.219.05N

## SI11

Sedile interno Andy con 18 borchie  
Inner seat Andy with 18 T-Nuts

21.70.293.00N

## SE20

Sottosedile Andy nero  
Outer seat Andy black

11.70.316.02N

## RA46

Base modello Alaska Ø680 con anello  
Base model Alaska Ø680 w/ metal ring

11.70.286.05N

## PO39

Poggiareni S-Shape nero  
Lumbar support S-Shape black

11.70.393.05N

## AF36

Bracciolo singolo modello Clark  
Armrest model Clark

11.70.219.05N

## ME30

Meccanismo synchron Falcon  
bloccabile in 3 posizioni  
Falcon synchron mechanism  
with 3 locking positions

21.70.228.00F

## PGBSH

Pompa a gas 28x50x215 c.125 Dt.55  
Gas lift 28x50x215 c.125, Dt.55

21.30.018.00F

## DRS

Ruota d.50 (GLASS) in Nylon  
Nylon castor d.50 (GLASS)

11.25.270.23N3

## Kit 18.06.448.99N

- . Rete
- . Mesh



Assemblaggio kit: tabella viti pagina 246  
Kit assembly: screws table on page 246



# S-Shape

Office | TASK | Coworking

## RU19

Poggiatesta Ecopog nero  
Fixed headrest Ecopog black

11.70.410.05N

## RP02

Pad a vista per Ecopog nero  
Rubber pad for Ecopog black

11.70.411.14N

## PO39

Poggiareni S-Shape nero  
Lumbar support S-Shape black

11.70.393.05N

## BA32

Schienale portante S-Shape nero  
Backrest S-Shape black

11.70.392.05N

## LS04

Carter copertina destra + sinistra per S-Shape nero  
Right and left covers for S-Shape black

11.70.394.05N

## AR26

Coppia braccioli  
regolabili diritti Luke (2D)  
Pair of adjustable straight  
armrests Luke (2D)

21.70.265.00N

## AR26

Coppia braccioli  
regolabili diritti Luke (2D)  
Pair of adjustable straight  
armrests Luke (2D)

21.70.265.00N

## SP25

Pannello sedile a vista  
forato Borg nero  
Plastic seat panel Borg black

11.70.382.02N

## ME19

Meccanismo synchron modello Mirage,  
bloccabile in 4 posizioni  
Synchron mechanism model Mirage,  
w/ 4 locking positions

21.30.767.00F

## SA01

Telaio portante sedile Borg nero  
Bearing seat Borg black

11.70.380.05N

## PGBSH

Pompa a gas 28x50x230 c.125 Dt.55  
Gas lift 28x50x230 c.125, Dt.55

21.30.028.00F

## RA13

Base Cipro d.680 C.50 P.11  
Base model Cipro d.680 C.50 P.11

11.30.450.05N

## DRHD

Ruota d.65 RAL7024  
Castor d.65 RAL7024

11.25.254.55N3

## Kit 18.06.449.99A

- Tessuto con poggiatesta
- Fabric w/headrest



Assemblaggio kit: tabella viti pagina 246  
Kit assembly: screws table on page 246



Index

# S-Shape

Office | TASK | Coworking

## BA32

Schienale portante S-Shape bianco  
Backrest S-Shape white

11.70.392.05B

## LS04

Carter copertina destra + sinistra per S-Shape bianco  
Right and left covers for S-Shape white

11.70.394.05B

## AR28

Coppia braccioli regolabili  
Lothar bianco e nero (1D)  
Pair of adjustable armrests  
Lothar white and black (1D)

21.70.295.00BN

## ME40

Meccanismo Mirage con traslatore,  
bloccabile in 4 posizioni  
Mechanism model Mirage with slider,  
and 4 locking positions

21.70.323.00F

## PGBSH

Pompa a gas 28x50x230 c.125 Dt.55  
Gas lift 28x50x230 c.125, Dt.55

21.30.028.00F

## DRH

Ruota d.65  
Castor d.65

11.25.250.23N3

## PO39

Poggiareni S-Shape bianco  
Lumbar support S-Shape white

11.70.393.05B

## AR28

Coppia braccioli regolabili  
Lothar bianco e nero (1D)  
Pair of adjustable armrests  
Lothar white and black (1D)

21.70.295.00BN

## SI11

Sedile interno Andy con 18 borchie  
Inner seat Andy with 18 T-Nuts

21.70.293.00N

## SE20

Sottosedile Andy bianco  
Outer seat Andy white

11.70.316.02B

## RA50

Base modello Galles Ø700 bianca con anello  
Base model Galles Ø700 white w/ metal ring

11.70.443.05B

## Kit 18.06.448.99B

• Tessuto  
• Fabric



Assemblaggio kit: tabella viti pagina 246  
Kit assembly: screws table on page 246



# Seventyfive

## Office



### TYPE

- cantilever
- swivel 4 star base
- 4-legs

### VERSION

- mesh
- plastic at sight



# Seventyfive

Office | MULTIPURPOSE & GUEST | Operative

## BA33

Schienale portante Seventyfive con copertina e viti  
Outer back Seventyfive with backrest cover and screws

11.70.424.05N

## AF08

Bracciolo Cono - n.2  
Armrest Cono - n.2

11.30.430.02N

## TR33

Telaio slitta Seventyfive nero  
Black cantilever Seventyfive frame

21.70.427.00N

## BC26

Cornice per rete Seventyfive  
Frame for mesh Seventyfive

11.70.425.03N

## AF08

Bracciolo Cono - n.2  
Armrest Cono - n.2

11.30.430.02N

## SF10

Schiumato alto  
High seat foam

21.70.281.00B

in alternativa SF09  
alternatively SF09

## SI02

Sedile interno Magix  
Inner seat Magix

11.30.258.02N

## SE18

Sottosedile Magix per slitta  
Outer seat Magix for cantilever

11.70.145.02N

**Kit 18.06.445.99A**

. Slitta  
. Cantilever



Assemblaggio kit: tabella viti pagina 246  
Kit assembly: screws table on page 246



# Seventyfive

Office | MULTIPURPOSE & GUEST | Operative

## BA33

Schienale portante Seventyfive per rete  
con copertina e viti  
Outer back Seventyfive for mesh  
with backrest cover and screws

11.70.424.05N

## AF08

Bracciolo Cono - n.2  
Armrest Cono - n.2

11.30.430.02N

## TG33

Telaio girevole Seventyfive cromato  
Chromed swivel Seventyfive frame

21.70.457.00C

## MP13

Supporto basso Swiss nero  
Low support Swiss black

11.70.210.05N

## RA47A

Base 4 razze Swiss bassa c.50  
per piedini nera con anello  
Low 4 star base Swiss c.50  
for gliders with ring - black

11.70.340.05N

## BC26

Cornice per rete Seventyfive  
Frame for mesh Seventyfive

11.70.425.03N

## SF10

Schiumato per sedile Urban  
Foam for Urban seat

21.70.281.00B

## AF08

Bracciolo Cono - n.2  
Armrest Cono - n.2

11.30.430.02N

## SI02

Sedile interno Magix  
Inner seat Magix

11.30.258.02N

## SE02

Sottosedile Magix  
Outer seat Magix

11.30.259.02N

## CV06

Colonna girevole Swiss nera  
Swiss black swivel column

11.70.236.99N



**Kit 18.06.451.99A**

- Girevole base 4 razze
- Swivel 4 star base



Assemblaggio kit: tabella viti pagina 246  
Kit assembly: screws table on page 246





# Seventyfive

## Community



### TYPE

- . cantilever
- . swivel 4-star base
- . bench

### VERSION

- . upholstered
- . plastic at sight

# Seventyfive

Community | CONTRACT | Hotel

## BA33

Schienale portante Seventyfive con copertina e viti  
Outer back Seventyfive with backrest cover and screws

11.70.424.05N

## BP19

Pannello schienale Seventyfive da tappezzare nero  
Back panel Seventyfive to be upholstered black

11.70.526.03N

## SF10

Schiumato alto  
High seat foam

21.70.281.00B

in alternativa SF09  
alternatively SF09

## AF08

Bracciolo Cono - n.2  
Armrest Cono - n.2

11.30.430.02N

## SI02

Sedile interno Magix  
Inner seat Magix

11.30.258.02N

## SE02

Sottosedile Magix  
Outer seat Magix

11.30.259.02N

## AF08

Bracciolo Cono - n.2  
Armrest Cono - n.2

11.30.430.02N

## TG32

Telaio gir. Seventyfive con piastra integrata nero  
Black swivel Seventyfive frame with plate integrated

21.70.428.00N

## CV08

Colonna girevole autoreturn nera  
Autoreturn column black/chromed

21.70.461.00N

## RA52

Base piatta Qatar 4 razze d.700 nera  
4-star flat base model Qatar d.700 black

11.70.497.05N

## Kit 18.06.487.99A

- Girevole base fissa
- Swivel fixed base



Assemblaggio kit: tabella viti pagina 246  
Kit assembly: screws table on page 246



# Seventyfive

Community | PUBLIC AREA | Training & Conference

## BA33

Schienale portante Seventyfive con copertina e viti  
Outer back Seventyfive with backrest cover and screws

11.70.424.05N

## BP21

Pannello schienale plastica a vista Seventyfive  
Plastic at sight back panel Seventyfive

11.70.538.03N

## AF08

Bracciolo Cono - n.2  
Armrest Cono - n.2

11.30.430.02N

## AF08

Bracciolo Cono - n.2  
Armrest Cono - n.2

11.30.430.02N

## SU14

Sedile a vista Urban  
Plastic at sight seat Urban

11.70.527.02N

## TF64

Telaio 4 gambe Seventyfive nero  
Black 4-legs Seventyfive frame

21.70.426.00N



**Kit 18.06.486.99A**

- . 4 gambe
- . 4-legs



Assemblaggio kit: tabella viti pagina 246  
Kit assembly: screws table on page 246

# Seventyfive

Community | PUBLIC AREA | Waiting Areas

## BA33

Schienale portante Seventyfive con copertina e viti  
Outer back Seventyfive with backrest cover and screws

11.70.424.05N

## AF08

Bracciolo Cono - n.2  
Armrest Cono - n.2

11.30.430.02N

## TG33

Telaio girevole Seventyfive nero  
Black swivel Seventyfive frame

21.70.457.00N

## CF12

Cavalotto superiore per gamba panca Jim  
Link for leg bench Jim

11.70.367.77N

## CONF.855

Conf.855 per 5 panche Jim -  
nr.10 copritesta rettangolari  
CRIE, nr.20 piedini regolabili  
PBRB, nr.20 TCEI M8x90,  
nr.20 rondelle  
Conf. 855 for 5 JIM benches -  
nr.10 rectangular inserts  
CRIE, nr.20 adjustable feet  
PBRB, nr.20 screws  
TCEI M8x90, nr.20 washers

17.01.855.99A

## GA10

Gamba in plastica per panca Jim  
Plastic leg for bench Jim

11.70.366.77N

## BP21

Pannello schienale plastica a vista Seventyfive  
Plastic at sight back panel Seventyfive

11.70.538.03N

## AF08

Bracciolo Cono - n.2  
Armrest Cono - n.2

11.30.430.02N

## SU14

Sedile a vista Urban  
Plastic at sight seat Urban

11.70.527.02N

## TP

Trave per panca 1,5 mt - 3 posti  
Beam for bench 1,5 mt - 3 seats

21.20.796.00N

Disponibile da 2 / 3 / 4 / 5 posti  
nei colori nero e grigio  
Available with 2 / 3 / 4 / 5 seats  
in black and gray

## OMEGA

Omega per attacco telaio per panca  
Metal link for bench

21.20.802.00F

Kit 18.06.498.99A

- Panca
- Bench



Assemblaggio kit: tabella viti pagina 246  
Kit assembly: screws table on page 246



# Teddy

## Community



### TYPE

- . 4-legs
- . cantilever

### VERSION

- . plastic

# Teddy

Community | PUBLIC AREA | Educational



H. 350

## TF43

Telaio 4-gambe Teddy bassa H.350 (classe 3) + tappi  
4-legs frame for Teddy low H.350 (class 3) + caps

21.70.098.00C

## SH17

Scocca bassa modello Teddy  
Low shell model Teddy

11.70.062.02A



Assemblaggio kit: tabella viti pagina 246  
Kit assembly: screws table on page 246



Colori Plastiche:  
Plastic colours:

	GIALLO / YELLOW RAL 1021
	ROSSO / RED RAL 3002
	VERDE / GREEN RAL 6001
	BLU / BLUE RAL 5017



Colori Telaio:  
Frame colours:

	CROMATO / CHROMED
	GRIGIO / GREY RAL 2220
	NERO / BLACK

	version	frame	class	Tube
TEDDY	low	4-legs	3	ø22 sp1,5mm
	low	4-legs	4	ø22 sp1,5mm
	high	4-legs	5	ø22 sp1,5mm
	high	4-legs	6	ø22 sp1,5mm
	high	cantilever	6	ø25 sp1,5mm



**Kit 18.06.368.99A**

- 4 gambe - classe 3
- 4-legs - class 3

# Teddy

Community | PUBLIC AREA | Educational



H. 380

## TF44

Telaio 4-gambe Teddy bassa H.380 (classe 4) + tappi  
4-legs frame for Teddy low H.380 (class 4) + caps

21.70.099.00C

## SH17

Scocca bassa modello Teddy  
Low shell model Teddy

11.70.062.02A



Assemblaggio kit: tabella viti pagina 246  
Kit assembly: screws table on page 246



Colori Plastiche:  
Plastic colours:

	GIALLO / YELLOW RAL 1021
	ROSSO / RED RAL 3002
	VERDE / GREEN RAL 6001
	BLU / BLUE RAL 5017



Colori Telaio:  
Frame colours:

	CROMATO / CHROMED
	GRIGIO / GREY RAL 2220
	NERO / BLACK

	version	frame	class	Tube
TEDDY	low	4-legs	3	ø22 sp1,5mm
	low	4-legs	4	ø22 sp1,5mm
	high	4-legs	5	ø22 sp1,5mm
	high	4-legs	6	ø22 sp1,5mm
	high	cantilever	6	ø25 sp1,5mm



**Kit 18.06.369.99A**

. 4 gambe - classe 4  
. 4-legs - class 4



# Teddy

Community | PUBLIC AREA | Educational



H. 430

## TF46

Telaio 4-gambe Teddy bassa H.430 (classe 5) + tappi  
4-legs frame for Teddy low H.430 (class 5) + caps

21.70.106.00C

## SH18

Scocca alta modello Teddy  
High shell model Teddy

11.70.063.02A



Assemblaggio kit: tabella viti pagina 246  
Kit assembly: screws table on page 246



Colori Plastiche:  
Plastic colours:

	GIALLO / YELLOW RAL 1021
	ROSSO / RED RAL 3002
	VERDE / GREEN RAL 6001
	BLU / BLUE RAL 5017



Colori Telaio:  
Frame colours:

	CROMATO / CHROMED
	GRIGIO / GREY RAL 2220
	NERO / BLACK

	version	frame	class	Tube
TEDDY	low	4-legs	3	ø22 sp1,5mm
	low	4-legs	4	ø22 sp1,5mm
	high	4-legs	5	ø22 sp1,5mm
	high	4-legs	6	ø22 sp1,5mm
	high	cantilever	6	ø25 sp1,5mm



## Kit 18.06.370.99A

- 4 gambe - classe 5
- 4-legs - class 5

# Teddy

Community | PUBLIC AREA | Educational



H. 460

## TF47

Telaio 4-gambe Teddy alta H.460 (classe 6) + tappi  
4-legs frame for Teddy high H.460 (class 6) + caps

21.70.107.00C

## SH18

Scocca alta modello Teddy  
High shell model Teddy

11.70.063.02A



Assemblaggio kit: tabella viti pagina 246  
Kit assembly: screws table on page 246



Colori Plastiche:  
Plastic colours:

	GIALLO / YELLOW RAL 1021
	ROSSO / RED RAL 3002
	VERDE / GREEN RAL 6001
	BLU / BLUE RAL 5017



Colori Telaio:  
Frame colours:

	CROMATO / CHROMED
	GRIGIO / GREY RAL 2220
	NERO / BLACK

	version	frame	class	Tube
TEDDY	low	4-legs	3	ø22 sp1,5mm
	low	4-legs	4	ø22 sp1,5mm
	high	4-legs	5	ø22 sp1,5mm
	high	4-legs	6	ø22 sp1,5mm
	high	cantilever	6	ø25 sp1,5mm



## Kit 18.06.371.99A

- 4 gambe - classe 6
- 4-legs - class 6

# Teddy

Community | PUBLIC AREA | Educational



**SH18**  
Scocca alta modello Teddy  
High shell model Teddy






11.70.063.02A

H. 460

**TR24**

Telaio slitta Teddy alta  
Cantilever frame for Teddy high

21.70.100.00C





	version	frame	class	Tube
TEDDY	low	 4-legs	3	ø22 sp1,5mm
	low	 4-legs	4	ø22 sp1,5mm
	high	 4-legs	5	ø22 sp1,5mm
	high	 4-legs	6	ø22 sp1,5mm
	high	 cantilever	6	ø25 sp1,5mm



Assemblaggio kit: tabella viti pagina 246  
Kit assembly: screws table on page 246



Colori Plastiche:  
Plastic colours:

	GIALLO / YELLOW RAL 1021
	ROSSO / RED RAL 3002
	VERDE / GREEN RAL 6001
	BLU / BLUE RAL 5017



Colori Telaio:  
Frame colours:

	CROMATO / CHROMED
	GRIGIO / GREY RAL 2220
	NERO / BLACK



**Kit 18.06.372.99A**

- . Slitta - classe 6
- . Cantilever - class 6

# Urban

## Office



### TYPE

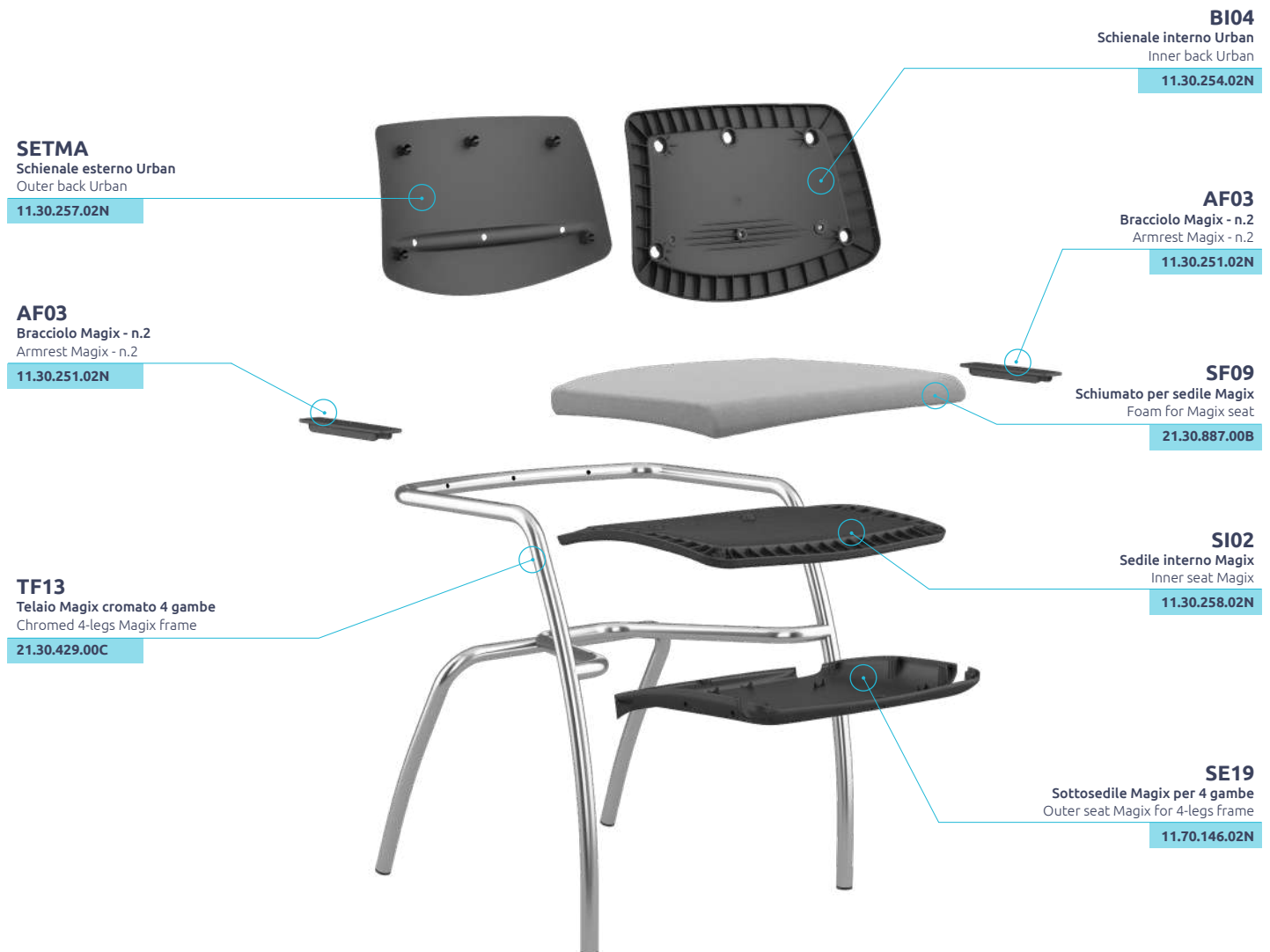
- . 4-legs
- . cantilever
- . swivel 4 star base

### VERSION

- . plastic

# Urban

Office | MULTIPURPOSE & GUEST | Operative



SCHIENALE / BACK: H.288mm - L.453mm  
SEDILE / SEAT: W.452mm - D.425mm



Assemblaggio kit: tabella viti pagina 246  
Kit assembly: screws table on page 246



**Kit 18.06.200.99A**

- 4 gambe
- 4-legs



# Urban

Office | MULTIPURPOSE & GUEST | Operative

## BAC02

Schienale e cornice per rete Urban  
Outer back and frame for Urban mesh

11.30.663.02N

## AF08

Bracciolo Cono - n.2  
Armrest Cono - n.2

11.30.430.02N

## TR01

Telaio Magix cromato a slitta  
Chromed cantilever Magix frame

21.30.252.00C

## AF03

Bracciolo Magix - n.2  
Armrest Magix - n.2

11.30.251.02N

## SF09

Schiumato per sedile Magix  
Foam for Magix seat

21.30.887.00B

## SI02

Sedile interno Magix  
Inner seat Magix

11.30.258.02N

## SE18

Sottosedile Magix per slitta  
Outer seat Magix for cantilever

11.70.145.02N



SCHIENALE / BACK: H.288mm - L.453mm  
SEDILE / SEAT: W.452mm - D.425mm



Assemblaggio kit: tabella viti pagina 246  
Kit assembly: screws table on page 246

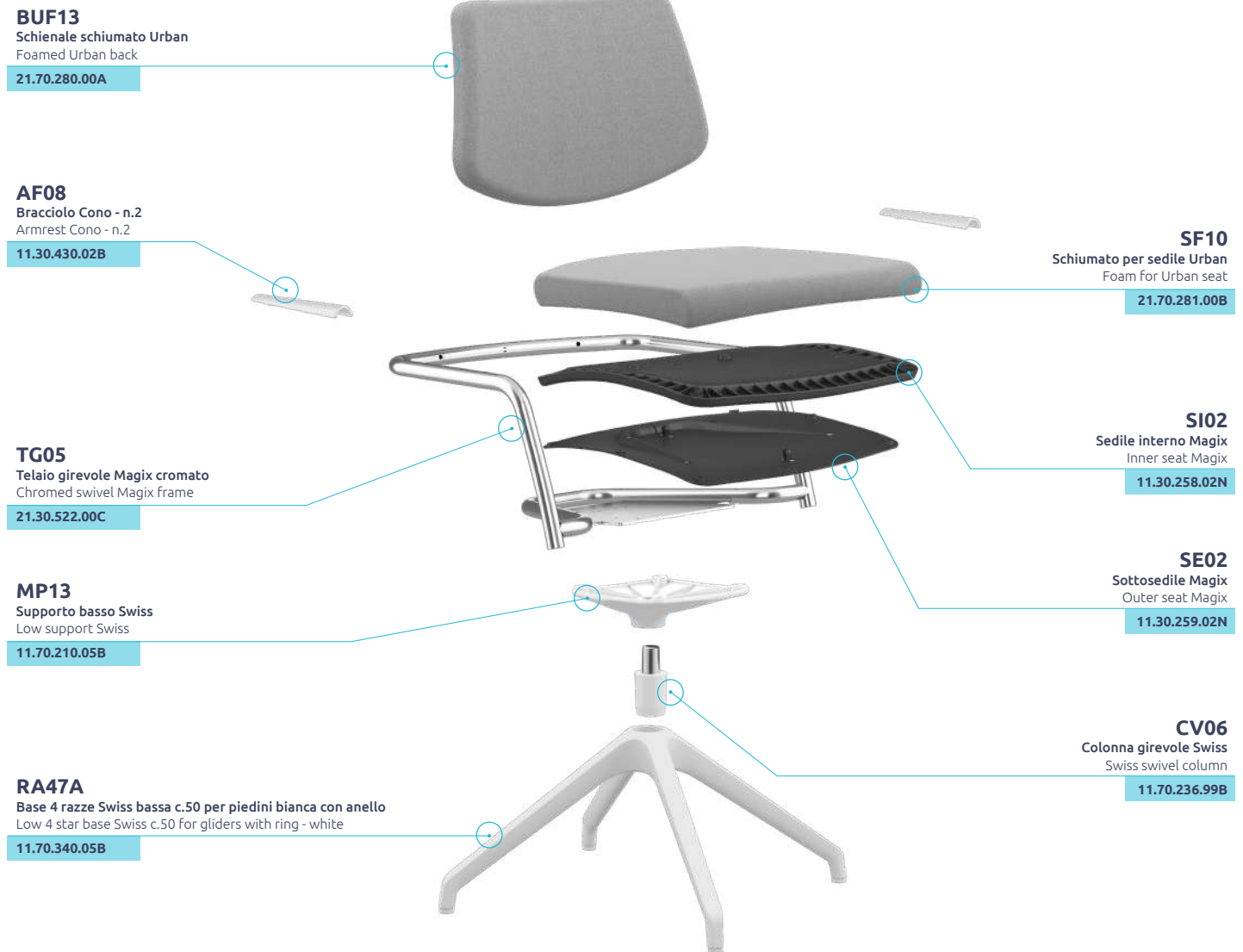


**Kit 18.06.199.99A**

- Slitta
- Cantilever

# Urban

Office | MULTIPURPOSE & GUEST | Directional Classic



SCHIENALE / BACK: H.288mm - L.453mm  
SEDILE / SEAT: W.452mm - D.425mm



Assemblaggio kit: tabella viti pagina 246  
Kit assembly: screws table on page 246



**Kit 18.06.399.99A**

- Girevole base fissa
- Swivel fixed base

# X-Pro

## Office



### TYPE

. one version

### VERSION

. mesh

### OPTIONS

. w/headrest  
. lumbar support

Brevetto

**PATENTED**

No.102021000024041

# X-Pro

Office | TASK | Executive

## RU14

Poggiatesta regolabile  
modello Mesh per Melania + viti  
Adjustable headrest  
model Mesh for Melania + screws

11.70.165.83N

## RC01

Cornice per poggiatesta Mesh  
Frame for headrest Mesh

11.70.168.04N

## CB03

Copertina anteriore per schienale X.Pro nera  
Front plastic cover X.Pro backrest black

11.70.432.12N

## BA34

Schienale X.Pro nero  
Backrest X.Pro black

11.70.430.05N

## PO40

Poggiareni Flexy-one per X.Pro  
Lumbar support Flexy-one for X.Pro

11.70.417.92N

## LS06

Copertina destra+sinistra per schienale X.Pro nera  
Covers L+R for X.Pro backrest black

11.70.433.05N

## LS06

Copertina destra+sinistra per schienale X.Pro nera  
Covers L+R for X.Pro backrest black

11.70.433.05N

## LM18

Lama fissa per schienale X.Pro nera  
con cursore blocco corsa, disco molla e spina  
Fixed back-bar for X.Pro in black with movement  
lock-unlock button, elastic plastic disc and plug

11.70.431.05N

## LC09

Carter di copertina per Lama X.Pro  
Back-bar carter X.Pro

11.70.487.03N

## SF03

Schiumato sedile Led  
Foam seat Led

21.30.404.00B

## AR31

Coppia braccioli regolabili  
inclinati modello Luke  
Pair of adjustable inclined  
model Luke armrests

21.70.466.00N

## SI17

Sedile interno plastica Risko2  
per braccioli dietro 14 borchie  
Inner seat plastic mod. Risko2 back  
armrest with 14 t-nuts

21.70.292.00N

## SE21

Sottosedile Risko2  
Outer seat Risko2

11.70.317.02N

## AR31

Coppia braccioli regolabili  
inclinati modello Luke  
Pair of adjustable inclined  
model Luke armrests

21.70.466.00N

## PGBSH

Pompa a gas 28x50x215 c.105 Dt.46  
Gas lift 28x50x215 c.105, Dt.46

21.30.035.00C

## ME46

Meccanismo modello A50 con traslatore,  
bloccabile in 4 posizioni  
Synchron mechanism model A50 with slider,  
with 4 locking positions

21.70.458.00F

## RA25

Base modello Oman in alluminio Ø700 C.50, P.11  
Aluminium base model Oman Ø700 C.50, P.11

21.30.757.00A

## DRHDC

Ruota d.65 cromata  
e desmopan grigio P.11  
Castor Ø65 chromed  
and w/ grey desmopan P.11

11.25.387.55C3

Kit 18.06.454.99A

. Rete  
. Mesh



Assemblaggio kit: tabella viti pagina 246  
Kit assembly: screws table on page 246

Index

# X-Pro

Office | TASK | Executive

## BA34

Schienale X.Pro nero  
Backrest X.Pro black

11.70.430.05N

## LM18

Lama fissa per schienale X.Pro nera  
con cursore blocco corsa, disco molla e spina  
Fixed back-bar for X.Pro in black with movement  
lock-unlock button, elastic plastic disc and plug

11.70.431.05N

## LS06

Copertina destra+sinistra per schienale X.Pro nera  
Covers L+R for X.Pro backrest black

11.70.433.05N

## SE16X

Sedile portante Traslax con traslatore  
Outer seat model Traslax with slider

11.70.398.92N

## AR29A

Coppia braccioli regolabili  
360° modello Wonder (3D)\*  
Pair of adjustable 360°  
armrests model Wonder (3D)\*

21.70.416.00N

## ME41

Meccanismo synchron autopesante  
modello F-18, bloccabile in 3 posizioni  
Self-balancing synchron mechanism model F-18  
w/ 3 locking positions

21.70.333.00F

## PGBSH

Pompa a gas 28x50x225 E.60, C.146  
Gas lift 28x50x225 E.60, C.146

21.70.412.00F

## DRA

Ruota d.50 autofrenante  
Castor d.50 with brake

11.25.263.83N3

## CB03

Copertina anteriore per schienale X.Pro nera  
Front plastic cover X.Pro backrest black

11.70.432.12N

## PO40

Poggiareni Flexy-one per X.Pro  
Lumbar support Flexy-one for X.Pro

11.70.417.92N

## LS06

Copertina destra+sinistra per schienale X.Pro nera  
Covers L+R for X.Pro backrest black

11.70.433.05N

## LC09

Carter di copertina per Lama X.Pro  
Back-bar carter X.Pro

11.70.487.03N

## AR29A

Coppia braccioli regolabili  
360° modello Wonder (3D)\*  
Pair of adjustable 360°  
armrests model Wonder (3D)\*

21.70.416.00N

## SP14

Pannello sedile Follow  
Panel seat model Follow

11.30.987.02N

## RA46

Base modello Alaska Ø680 con anello  
Base model Alaska Ø680 w/ metal ring

11.70.286.05N



Assemblaggio kit: tabella viti pagina 246  
Kit assembly: screws table on page 246



\*Consigliati con la staffa IB02A  
\*Recommended with the IB02A bracket  
11.70.418.05N



Kit 18.06.452.99A

• Rete  
• Mesh



# X-Pro

Office | TASK | Executive

## BA34

Schienale X.Pro nero  
Backrest X.Pro black

11.70.430.05N

## LM18

Lama fissa per schienale X.Pro nera  
con cursore blocco corsa, disco molla e spina  
Fixed back-bar for X.Pro in black with movement  
lock-unlock button, elastic plastic disc and plug

11.70.431.05N

## LS06

Copertina destra+sinistra per schienale X.Pro nera  
Covers L+R for X.Pro backrest black

11.70.433.05N

## SC01

Cornice per sedile Borg nera  
Inner frame Borg seat

11.70.381.04N

## AR13G

Coppia braccioli regolabili  
dritti modello Robinson (2D)  
con PAD in gomma  
Pair of adjustable armrests  
model Robinson (2D)  
with rubber PAD

11.70.120.56N

## ME45

Meccanismo synchron modello A-50  
bloccabile in 4 posizioni  
Synchron mechanism model A-50  
with 4 locking positions

21.70.434.00F

## PGBSH

Pompa a gas 28x50x230 E.110, C.125  
Gas lift 28x50x230 E.110, C.125

21.30.028.00F

## DRHD

Ruota d.65 RAL7024 + perno  
Castor d.65 with RAL7024 + pin

11.25.254.55N3

## CB03

Copertina anteriore per schienale X.Pro nera  
Front plastic cover X.Pro backrest black

11.70.432.12N

## PO40

Poggiareni Flexy-one per X.Pro  
Lumbar support Flexy-one for X.Pro

11.70.417.92N

## LS06

Copertina destra+sinistra per schienale X.Pro nera  
Covers L+R for X.Pro backrest black

11.70.433.05N

## LC09

Carter di copertina per Lama X.Pro  
Back-bar carter X.Pro

11.70.487.03N

## SPF03

Comfort in TPU per sedile Borg  
Comfort TPU pad for Borg seat

21.70.383.00N

## AR13G

Coppia braccioli regolabili  
dritti modello Robinson (2D)  
con PAD in gomma  
Pair of adjustable armrests  
model Robinson (2D)  
with rubber PAD

11.70.120.56N

## SA01

Telaio portante sedile Borg nero  
Bearing seat Borg black

11.70.380.05N

## RA50

Base modello Galles Ø700 con anello  
Base model Galles Ø700 w/ metal ring

11.70.443.05N

Kit 18.06.453.99A

- Rete
- Mesh



Assemblaggio kit: tabella viti pagina 246  
Kit assembly: screws table on page 246

Index



Serie Model	Codice KIT Kit Code	Comp. 1	Comp. 2	Vite Screw	Nr.	Codice Vite Screw Code	Conf. Pack	Codice Conf. Pack Code	Inclusa * Included *	Consigliata Suggested	Pagina Page
ANCHOR	18.06.468.99A Alta High	BUF14	LM20	M8X55	4	-	-	-	√**	√	11-12
		LM20	ME46	M8X20	3	801005213	-	-		√	
		ME46	SI18-SE25	M6X25	4	801005205	-	-		√	
		AF40	SI18-SE25	M6X30	6	801005209	-	-		√	
	18.06.497.99A Bassa (base Qatar 4R) Low (Qatar 4 star base)	BUF15	LM20	M8X55	4	-	-	-	√**	√	13
		LM20	MP20	M8X20	3	801005213	-	-		√	
		MP20	SI18-SE25	M6X25	4	801005205	-	-		√	
		AF40	SI18-SE25	M6X30	6	801005209	-	-		√	
	18.06.496.99A Bassa Low	BUF15	LM20	M8X55	4	-	-	-	√**	√	14
		LM20	MP20	M8X20	3	801005213	-	-		√	
		MP20	SI18-SE25	M6X25	4	801005205	-	-		√	
		AF40	SI18-SE25	M6X30	6	801005209	-	-		√	
	18.06.469.99A Bassa (base Swiss) Low (Swiss base)	BUF15	LM20	M8X55	4	-	-	-	√**	√	15
		LM20	MP20	M8X20	3	801005213	-	-		√	
		MP20	SI18-SE25	M6X25	4	801005205	-	-		√	
		AF40	SI18-SE25	M6X30	6	801005209	-	-		√	
ANDY	18.06.391.99N/B Rete Mesh	BY08*	ME30	M8X20	3	801005213	585	270358500A	√		17
		SE20	SI11	5X14	7	801009087	-	-		√	
		ME30	SI11-SE20	M6X20	4	801005204	-	-		√	
		AF36	SI11-SE20	M6X40	6	801005228	-	-		√	
	18.06.392.99A Rete con poggiatesta Mesh w/headrest	BY08*	ME25	M8X20	3	801005213	585	270358500A	√		18
		SE20	SI11	5X14	7	801009087	-	-		√	
		ME25	SI11-SE20	M6X20	4	801005204	-	-		√	
		AR27	SI11-SE20	M6X40	6	801005228	-	-		√	
		RU14*	BY08	M6X12 + boccola	2+2	801005226	-	-	√		
	18.06.411.99N/B Rete con plastiche bianche/nere e base alluminio Mesh with white/black plastics and aluminium base	BY08*	ME41	M8X20	3	801005213	585	270358500A	√		19
		SE20	SI11	5X14	7	801009087	-	-		√	
		ME41	SI11-SE20	M6X20	4	801005204	-	-		√	
		AR28	SI11-SE20	M6X40	6	801005228	-	-		√	
BLITZ	18.06.189.99A Alta High	SH04-P Pannello / Panel	SH04 Scocca / Shell	M6X25	10	801005205	-	-		√	21
		ME14	SH04	M6X20	4	801005204	-	-		√	
		AF14 S/D Strut. portante / Load-bearing structure	AF14 S/D Pannello / Panel	M6X25	2+2	801005205	-	-		√	
		AF14 S/D	SH04	M6X40	3+3	801005228	-	-		√	
	18.06.190.99A Media Medium	SH02 Pannello / Panel	SH02 Scocca / Shell	M6X25	8	801005205	-	-		√	22
		ME23	SH02	M6X20	4	801005204	-	-		√	
		SONG	SH02	M8X55	2+2	-	-	-		√	



Serie Model	Codice KIT Kit Code	Comp. 1	Comp. 2	Vite Screw	Nr.	Codice Vite Screw Code	Conf. Pack	Codice Conf. Pack Code	Inclusa * Included *	Consigliata Suggested	Pagina Page
BLITZ	18.06.216.99A Slitta Cantilever	SH02 Pannello / Panel	SH02 Scocca / Shell	M6X25	8	801005205	-	-		✓	23
		TRP25	SH02	M6X25	4	801005205	-	-		✓	
		AF26	SH02	M8X55	2+2	-	-	-		✓	
BROWN	18.06.401.99A Rete Mesh	BA30*	ME19	M8X20	3	801005213	585	270358500A	✓		25
		PO23*	BA30	5X14	2	801005304	577	170357799A	✓		
		SE24	SI12	5X14	9	801009087	-	-		✓	
		ME19	SI12-SE24	M6X20	4	801005204	-	-		✓	
		AR18	SI12-SE24	M6X35	6	801005210	-	-		✓	
	18.06.400.99A Rete con poggiatesta Mesh w/headrest	BA30*	ME40	M8X20	3	801005213	585	270358500A	✓		26
		PO33*	BA30	5X14	2	801005304	577	170357799A	✓		
		SE24	SI12	5X14	9	801009087	-	-		✓	
		ME40	SI12-SE24	M6X20	4	801005204	-	-		✓	
		AR14	SI12-SE24	M6X35	6	801005210	-	-		✓	
		RU16*	BA30	M6X12 + boccola	2+2	801005226	-	-	✓		
	18.06.402.99A Tappazzata con poggiatesta Upholstered w/headrest	BA30*	ME47	M8X20	3	801005213	585	270358500A	✓		27
		PO33*	BA30	5X14	2	801005304	577	170357799A	✓		
		SE21	SI17	5X14	8	801009087	-	-		✓	
		ME47	SE21-SI17	M6X35	4	801005210	-	-		✓	
		AR14	SE21-SI17	M6X45	6	801005235	-	-		✓	
		RU16*	BA30	M6X12 + boccola	2+2	801005226	-	-	✓		
CARY	18.06.433.99A Girevole in PU con braccioli Swivel in PU with armrests	SH28	BORCHIATURA	M6X13	12	801006012	610	170361099A	✓		29
		TS05 (carter)*	SH28	5X14	2+2	801009087	609	170360999A	✓		
		SPF01	SH28	5X14	8	801009087	-	-		✓	
		MP02I	SH28	M6X20	4	801005204	-	-		✓	
		AF36	SH28	M6X25	6	801005205	-	-		✓	
	18.06.409.99A Sgabello in PU Stool in PU	SH28	BORCHIATURA	M6X13	12	801006012	610	170361099A	✓		30
		TS05 (carter)*	SH28	5X14	2+2	801009087	609	170360999A	✓		
		SPF01	SH28	5X14	8	801009087	-	-		✓	
		MP02I	SH28	M6X20	4	801005204	-	-		✓	
	18.06.434.99A Girevobase fissa Swivel 4 star base	GU12*	BP18	5X14	4	801009087	584	170358499A	✓		31
		SH28	BORCHIATURA	M6X13	12	801006012	610	170361099A	✓		
		TS05 (carter)*	SH28	5X14	2+2	801009087	609	170360999A	✓		
		SP23	SH28	5X14	8	801009087	608	170360899A	✓		
		MP13	SH28	M6X20	4	801005204	-	-		✓	
segue / follow >>											



Serie Model	Codice KIT Kit Code	Comp. 1	Comp. 2	Vite Screw	Nr.	Codice Vite Screw Code	Conf. Pack	Codice Conf. Pack Code	Inclusa * Included *	Consigliata Suggested	Pagina Page
CARY	18.06.537.99A Panca Bench	SH28	BORCHIATURA	M6X13	12	801006012	610	170361099A	✓		32
		TS05 (carter)*	SH28	5X14	2+2	801009087	609	170360999A	✓		
		SP23	SH28	5X14	8	801009087	608	170360899A	✓		
		GU12*	BP18	5X14	4	801009087	584	170358499A	✓		
		MP09	SH28	M6X12	4	801005226	-	-		✓	
		OMEGA	MP09	M8X12	4	801005241	-	-		✓	
		GA10	AF41	M8X90 + rondelle	2+2	801005239	855	170185599A		✓	
		CF13*	AF41	M8X65	2	801005245	-	-	✓		
		OMEGA	ATP	M8X12	4	801005241	-	-		✓	
CLEVER	18.06.326.99A Alta - rete con poggiatesta High - Mesh w/headrest	BA23C Telaio / Frame	BA23C Cover	6X25	6	211910000F	-	-	✓		35
		BA23C Telaio / Frame*	ME46	M8X20	3	801005213	585	270358500A	✓		
		PO27*	BA23C	5X14	2	801009087	-	-	✓		
		ME46	SE17	M6X20	4	801005204	-	-		✓	
		AR32	SE17	M6X30	6	801005209	-	-		✓	
		RU12*	BA23C	M6X12 + boccola	2+2	801005226	-	-	✓		
	18.06.328.99A Alta - Tappezzata High - Upholstered	BA23C Telaio / Frame	BA23C Cover	6X25	6	211910000F	-	-	✓		36
		BA23C Telaio / Frame*	ME47	M8X20	3	801005213	585	270358500A	✓		
		ME47	SE16X	M6X20	4	801005204	-	-		✓	
		AR14	SE16X	M6X30	6	801005209	-	-		✓	
	18.06.327.99A Bassa - Rete Low - Mesh	BA24C Telaio / Frame	BA24C Cover	6X25	6	211910000F	-	-	✓		37
		BA24C Telaio / Frame*	ME19	M8X20	3	801005213	585	270358500A	✓		
		ME19	SE17	M6X20	4	801005204	-	-		✓	
		AR36	SE17	M6X30	6	801005209	-	-		✓	
	18.06.329.99A Alta - Tappezzata High - Upholstered	BA24C Telaio / Frame	BA24C Cover	6X25	6	211910000F	-	-	✓		38
		BA24C Telaio / Frame*	ME19	M8X20	3	801005213	585	270358500A	✓		
		ME19	SE17	M6X20	4	801005204	-	-		✓	
		AR13	SE17	M6X30	6	801005209	-	-		✓	
COLLEGE	18.06.416.99A Slitta Cantilever	TR30	SH25	6X34	4	801005223	-	-		✓	41
	18.06.432.99A Slitta Cantilever	TR30	SHP17	6X34	4	801005223	-	-		✓	42
	18.06.375.99A Girevole Swivel	MP11*	SH25	6X16	4	801005305	593	170359399A	✓		43
	18.06.414.99A 4 gambe in ferro Metal 4-legs	TF57	SH25	6X25	4	801005307	-	-		✓	45
	18.06.364.99A 4 gambe 4-legs	TF52*	SH26	6X16	6	801005305	591	170359199A	✓		46
	18.06.415.99A A filo Wire	TR31	SH25	6X16	4	801005305	-	-		✓	47
		SH25	SP24	5X16	6	-	-	-		✓	



Serie Model	Codice KIT Kit Code	Comp. 1	Comp. 2	Vite Screw	Nr.	Codice Vite Screw Code	Conf. Pack	Codice Conf. Pack Code	Inclusa * Included *	Consigliata Suggested	Pagina Page	
COLLEGE	<b>18.06.417.99A</b> 4 gambe legno Wooden 4-legs	TF60*	SHP17	6X19	4	-	-	-	✓		48	
	<b>18.06.386.99A</b> Girevole base fissa Swivel 4 star base	MP11*	SHP17	6X16	4	801005305	593	170359399A	✓		49	
	<b>18.06.376.99A</b> Girevole con cestello portaoggetti Swivel w/storage basket	MP11*	SH25	6X16	4	801005305	593	170359399A	✓		50	
		KI01 Base / Base	KI01 Cestello/Basket	5X14	12	801009087	590	170359099A	✓			
	<b>18.06.363.99A</b> Girevole con cestello portaoggetti e tavoletta Swivel w/storage basket and writing tablet	MP11*	SH25	6X16	4	801005305	593	170359399A	✓		51	
		KI02 Base / Base	KI02 Cestello/Basket	5X14	12	801009087	590	170359099A	✓			
		KI02-TL01	KI02 Supporto/Support*	GRANO	1	-	-	-	✓			
	<b>18.06.384.99A</b> Girevole con cestello portaoggetti e tavoletta Swivel w/storage basket and writing tablet	MP11*	SH25	6X16	4	801005305	593	170359399A	✓		52	
		KI03 Base / Base	KI03 Cestello/Basket	5X14	12	801009087	590	170359099A	✓			
		KI03-MT10	KI03 Supporto/Support*	GRANO	1	-	-	-	✓			
		KI03-MT10*	KI03-TLT3	4X16	4	801009083	603		✓			
	<b>18.06.383.99A</b> Girevole con tavoletta Swivel w/writing tablet	MP11*	SH25	6X16	4	801005305	593	170359399A	✓		54	
		Conf.839 (guancia)*	PGBSH	TC+M6X25	4	801005225	839	170183999A	✓			
				Rondelle M6	8	801020083						
				Dadi M6 autobloc- canti	4	801030128						
	MT09*	Conf.594 - TL01	GRANO	1	-	-	-	✓				
	<b>18.06.382.99A</b> Girevole con tavoletta Swivel w/writing tablet	MP11*	SH25	6X16	4	801005305	593	170359399A	✓		55	
		Conf.839 (guancia)*	PGBSH	TC+M6X25	4	801005225	839	170183999A	✓			
				Rondelle M6	8	801020083						
				Dadi M6 autobloc- canti	4	801030128						
		Conf.603 - MT10*	TLT3	4x16	4	801009083	603	170360399A	✓			
		MT09*	Conf.603 - MT10*	GRANO	1	-	-	-	✓			
	<b>18.06.377.99A</b> 4 gambe con braccioli e tavoletta 4-legs w/armrests and writing tablet	TF52A*	SH26	6X16	6	801005305	592	170359299A	✓		56	
		AF35D*	TF52A	8x25	4	801005302						
		SPTAD*	TLT2	4x20	4	801009089	-	270356300A	✓			
		SPTAD*	AF35D	M5X16 + DADO	1+1	-	-	270351700A	✓			
	<b>18.06.536.99A</b> Panca Bench	MP24	SH25	6X27	4	801005301	-	-		✓	58	
		OMEGA	MP09	M8X12	4	801005241	-	-		✓		
		GA10	AF41	M8X90 + rondelle	2+2	801005239	855	170185599A		✓		
		CF13*	AF41	M8X65	2	801005245	-	-	✓			
		OMEGA	ATP	M8X12	4	801005241	-	-		✓		





Serie Model	Codice KIT Kit Code	Comp. 1	Comp. 2	Vite Screw	Nr.	Codice Vite Screw Code	Conf. Pack	Codice Conf. Pack Code	Inclusa * Included *	Consigliata Suggested	Pagina Page
COLLEGE STOOL	18.06.466.99A Sgabello 4 gambe legno Wooden 4-legs stool	TF63 Supporto/Support	TF63 Gambe/Legs	M6X45 + rondella elastica + rondella	4+4 +4	-	-	-	✓		61
		TF63 Poggiapiedi/ Footrest	TF63 Gambe/Legs	M6X25 (testa esagonale)	4	-			✓		
		TF63 Supporto/Support*	SH32	6x15	4	-	-	-	✓		
	18.06.465.99A Sgabello 4 gambe legno Wooden 4-legs stool	TF65 Supporto/Support	TF65 Gambe/Legs	M6X45 + rondella elastica + rondella	4+4 +4	-	-	-	✓		61
		TF65 Poggiapiedi/ Footrest	TF65 Gambe/Legs	M6X25 (testa esagonale)	4	-			✓		
		TF65 Supporto/Support*	SH32	6x15	4	-	-	-	✓		
	18.06.467.99A Sgabello regolabile - base tonda Adjustable stool - round base	MP18*	SH32	6x16	4	801005305	593	170359399A	✓		62
		PP03	MP18	4x14	2	801009086	-	-		✓	
	18.06.494.99A Sgabello 4 gambe in metallo 4-legs metal stool	TF66	SH32	6x27	4	801005301	-	-		✓	53
	18.06.470.99A Sgabello girevole Swivel stool	MP11*	SH32	6x16	4	801005305	593	170359399A	✓		65
	18.06.471.99A Sgabello girevole Swivel stool	MP11*	SH32	6x16	4	801005305	593	170359399A	✓		65
EVE	18.06.388.99N/B Contatto up-down Up-down mechanism	CP06	BI24	M6X20	4	801005204	-	-		✓	67
		MP14	SE22-SI13	5X14	7	801009087	-	-		✓	
		SE22	SI13	M6X20	4	801005204	-	-		✓	
		AF36	SE22-SI13	M6X40	3+3	801005228	-	-		✓	
	18.06.389.99N/B Contatto up-down Up-down mechanism	CP06	BI24	M6X20	4	801005204	-	-		✓	68
		MP14	SE22-SI13	5X14	7	801009087	-	-		✓	
		SE22	SI13	M6X20	4	801005204	-	-		✓	
		AF28	SE22-SI13	M6X40	3+3	801005228	-	-		✓	
	18.06.390.99N/B Meccanismo Synchro Synchro mechanism	LMIE	BI23	M6X20	4/6	801005204	-	-		✓	69
		SE23	SI13	5X14	7	801009087	-	-		✓	
		ME31	SE23-SI13	M6X25	4	801005205	-	-		✓	
		AR28	SE23-SI13	M6X40	3+3	801005228	-	-		✓	
		ME31	LMIE	M8X20	3	801005213	-	-		✓	



Serie Model	Codice KIT Kit Code	Comp. 1	Comp. 2	Vite Screw	Nr.	Codice Vite Screw Code	Conf. Pack	Codice Conf. Pack Code	Inclusa * Included *	Consigliata Suggested	Pagina Page
GAMMA	18.06.520.99N Rete Mesh	SE16X	SP14	5X14	9	801009087	-	-		✓	71
		ME45	SP14-SE16X	M6X20	4	801005204	-	-		✓	
		ME45	BA43CP	M8X20	3	801005213	585	270358500A	✓		
		AR38	SP14-SE16X	M6X35	3+3	801005210	-	-		✓	
		RU14*	BA43CP	M6X12 + boccola	2+2	801005226	-	-	✓		
	18.06.520.99N Rete Mesh	SE24	SI12	5X14	9	801009087	-	-		✓	72
		ME48	SE24-SI12	M6X20	4	801005204	-	-		✓	
		ME48	BA43CP	M8X20	3	801005213	585	270358500A	✓		
		AR33	SE24-SI12	M6X35	3+3	801005210	-	-		✓	
		RU14*	BA43CP	M6X12 + boccola	2+2	801005226	-	-	✓		
	18.06.520.99N Rete Mesh	SC01	SA01*	5X18	16	801009106	620	170362099A	✓		73
		ME47	SA01	M6X20	4	801005204	-	-		✓	
		ME47	BA43CP	M8X20	3	801005213	585	270358500A	✓		
		AR13G	SA01	M6X35	3+3	801005210	-	-		✓	
		RU14*	BA43CP	M6X12 + boccola	2+2	801005226	-	-	✓		
	18.06.520.99B Rete Mesh	ME46	SI18-SE25	M6X25	4	801005205	-	-		✓	74
		AR28	SI18-SE25	M6X30	3+3	801005209	-	-		✓	
		ME46	BA43CP	M8X20	3	801005213	585	270358500A	✓		
		RU14*	BA43CP	M6X12+- boccola	2+2	801005226	-	-	✓		



Serie Model	Codice KIT Kit Code	Comp. 1	Comp. 2	Vite Screw	Nr.	Codice Vite Screw Code	Conf. Pack	Codice Conf. Pack Code	Inclusa * Included *	Consigliata Suggested	Pagina Page
GIULIETTA	18.06.360.99A Rete Mesh	BY07 Supp. lombare Lumbar support	BY07 Telaio / Frame	5X18	4	801009106	-	-	✓		77
		SE21	SI17	5X14	8	801009087	-	-		✓	
		ME19	SE21+SI17	M6X35	4	801005210	-	-		✓	
		ME19	BY07*	M8X20	3	801005213	585	270358500A	✓		
		AR18	SE21+SI17	M6X45	3+3	801005235	-	-		✓	
	18.06.359.99A Rete assemblata con poggiatesta Mesh to be assembled w/headrest	BY07 Supp. lombare Lumbar support	BY07 Telaio / Frame	5X18	4	801009106	-	-	✓		78
		ME45	SE16	M6X20	4	801005204	-	-		✓	
		ME45	BY07*	M8X20	3	801005213	585	270358500A	✓		
		AR08	SE16	M6x30	3+3	801005209	-	-		✓	
		RU15*	BY07	M6X12 + boccola	2+2	801005226	-	-	✓		
GOA	18.06.352.99A 4 gambe 4-legs	SH21	TF53	6x16	4	801005305	-	-		✓	81
	18.06.353.99A A filo Wire	SP18	SH21	M6X15	6	801005242	-	-		✓	82
		SH21	TR29	6X16	4	801005305	-	-		✓	
	18.06.420.99A 4 gambe legno Wooden 4-legs	TF56 Gambe/Legs	TF56 Supporto/Support	M6X45	4	-	-	-	✓		83
		SH21	TF56*	6X19	4	-	-	-	✓		
	18.06.354.99A Girevole base fissa Swivel fixed base	SH21	TG27	6X16	4	801005305	-	-		✓	84
HAIR	18.06.333.99A Poltroncina Armchair	SHP12	TR23	M6X30	4	801005209	-	-		✓	85
	18.06.335.99A Girevole base fissa Swivel fixed base	SHP12	MP13	M6X25	4	801005205	-	-		✓	89
	18.06.334.99A 4 gambe legno Wooden 4-legs	SHP12	TF48	M6X45	4	-	-	-		✓	90



Serie Model	Codice KIT Kit Code	Comp. 1	Comp. 2	Vite Screw	Nr.	Codice Vite Screw Code	Conf. Pack	Codice Conf. Pack Code	Inclusa * Included *	Consigliata Suggested	Pagina Page
I70	18.06.393.99A Rete con poggiatesta Mesh w/headrest	BZ01 Braccioli Armrests	BZ01 Telaio / Frame	6X20	4+4	801005306	604	170360499A	✓		93
		BZ01 Cover	BZ01 Telaio / Frame	4X14	8	801009086					
		ME46	BZ01*	M8X20	3	801005213					
		SE07	SI07	5X14	8	801009087	-	-		✓	
		ME46	SE07-SI07	M6X35	4	801005210	-	-		✓	
		RU16*	BZ01	M6X12 + boccola	2+2	801005226	-	-	✓		
	18.06.394.99A Rete con poggiatesta Mesh w/headrest	BZ01 Braccioli Armrests	BZ01 Telaio / Frame	6X20	4+4	801005306	604	170360499A	✓		94
		BZ01 Cover	BZ01 Telaio / Frame	4X14	8	801009086					
		ME47	BZ01*	M8X20	3	801005213					
		SE04	SP02	5X14	8	801009087	-	-		✓	
		ME47	SE04	M6X20	4	801005204	-	-		✓	
		RU16*	BZ01	M6X12 + boccola	2+2	801005226	-	-	✓		
	18.06.396.99A Rete Mesh	PO38*	BZ01	4X14	2	801009086	-	-	✓		95
		BZ01 Braccioli Armrests	BZ01 Telaio / Frame	6X20	4+4	801005306	604	170360499A	✓		
		BZ01 Cover	BZ01 Telaio / Frame	4X14	8	801009086					
		ME47	BZ01*	M8X20	3	801005213					
		SE04	SP02	5X14	8	801009087	-	-		✓	
		ME47	SE04	M6X20	4	801005204	-	-		✓	
		RU16*	BZ01	M6X12 + boccola	2+2	801005226	-	-	✓		
LED	18.06.436.99A Rete Mesh	LM17	BA02	3,5X13	1	801009110	-	-		✓	97
				6X16	1	801005203	-	-		✓	
		PO08P*	LM17	4X16	4	801009083	605	170360599A	✓		
		SE21	SI17	5X14	8	801009087	-	-		✓	
		ME45	SI17+SE21	M6X35	4	801005210	-	-		✓	
		LM17	ME45	M8X20	3	801005213	-	-		✓	
		AR29A	SE21+SI17	M6X45	3+3	801005235	-	-		✓	
	18.06.435.99A Rete con poggiatesta Mesh w/headrest	AR29A	SE21+SI17	M6X45	1	-	-	-	✓		98
				M6X15	1	801005242	-	-		✓	
		PO08*	LM05	M4X8	6	801005520	581	170358199A	✓		
		ME47	SE16X+SP14	M6X20	4	801005204	-	-		✓	
		LM05	ME47	M8X20	3	801005213	-	-		✓	
		AR32	SE16X	M6X30	3+3	801005209	-	-		✓	
	18.06.437.99A Tappazzata Upholstered	LM05*	BA02	3,5X16	1	-	-	-	✓		99
				M6X15	1	801005242	-	-		✓	
		PO08*	LM05	M4X8	6	801005520	581	170358199A	✓		
		SE04	SP02	5X14	8	801009087	-	-		✓	
		ME47	SE04+SP02+IB01	M6X20	4	801005204	-	-		✓	
		LM05	ME47	M8X20	3	801005213	-	-		✓	
		AR32	IB01	M6X20	3+3	801005204	-	-		✓	



Serie Model	Codice KIT Kit Code	Comp. 1	Comp. 2	Vite Screw	Nr.	Codice Vite Screw Code	Conf. Pack	Codice Conf. Pack Code	Inclusa * Included *	Consigliata Suggested	Pagina Page
LIZ	18.06.403.99A Schienale con sacco Backrest w/ fabric sack	BA31C Carter	BA31C Telaio / Frame	4X14	4	801009086	-	-	✓		10011
		BA31C Lama / Backbar	BA31C Telaio / Frame	8X40	4	801005303	-	-	✓		
		SE24	SI12	5X14	9	801009087	-	-		✓	
		BA31C	ME47	M8X20	3	801005213	-	-		✓	
		ME47	SI12+SE24	M6X20	4	801005204	-	-		✓	
		AR32	SI12+SE24	M6X35	3+3	801005210	-	-		✓	
		RU11*	BA31C	6X27	2	801005301	-	-	✓		
	18.06.404.99A Schienale con sacco Mesh30 Backrest w/ fabric sack Mesh30	BA31C Carter	BA31C Telaio / Frame	4X14	4	801009086	-	-	✓		102
		BA31C Lama / Backbar	BA31C Telaio / Frame	8X40	4	801005303	-	-	✓		
		SE24	SI12	5X14	9	801009087	-	-		✓	
		BA31C	ME46	M8X20	3	801005213	-	-		✓	
		ME46	SI12+SE24	M6X20	4	801005204	-	-		✓	
		AR08	SI12+SE24	M6X35	3+3	801005210	-	-		✓	
		RU18*	BA31C	6X27	2	801005301	-	-	✓		
LOGAN	18.06.301.99A Plastica Plastic	MT05	TG20	4,8x13	2+2	801005233	815	170181599A		✓	105
		AF28	MT05	6x27	2+2	801005301					
		SE14	SU08	5X14	11	801009087	816	1701815996		✓	
		MP01	TG20	M8X20	4	801005213	-	-		✓	
	18.06.296.99A Slitta Cantilever	MT05	TR20	4,8x13	2+2	801005233	815	170181599A		✓	106
		AF28	MT05	6x27	2+2	801005301					
		SE13	SU08	5X14	11	801009087	816	1701815996		✓	
	18.06.331.99A Slitta Cantilever	MT05	TR20	4,8x13	2+2	801005233	815	170181599A		✓	107
		AF28	MT05	6x27	2+2	801005301					
		SE13	SU08	5X14	11	801009087	816	1701815996		✓	
		BA17	BP11	4X14	10	801009086					
	18.06.297.99A Girevole base fissa Swivel fixed base	MT05	TG20	4,8x13	2+2	801005233	815	170181599A		✓	108
		AF28	MT05	6x27	2+2	801005301					
		SE14	SU08	5X14	11	801009087	816	1701815996		✓	
		BA17	BC13	4X14	10	801009086					
		MP01	TG20	M8X20	4	801005213	-	-		✓	
	18.06.298.99N 4 gambe 4-legs	SE13	SU08	5X14	11	801009087	816	1701815996		✓	111
	18.06.299.99N 4 gambe con braccioli 4-legs w/armrests	MT05	TF35	4,8x13	2+2	801005233	815	170181599A		✓	112
		AF28	MT05	6x27	2+2	801005301					
		SE13	SU08	5X14	11	801009087	816	1701815996		✓	
	18.06.439.99N 4 gambe 4-legs	SE13	SU08	5X14	11	801009087	816	1701815996		✓	113

segue / follow>>





Serie Model	Codice KIT Kit Code	Comp. 1	Comp. 2	Vite Screw	Nr.	Codice Vite Screw Code	Conf. Pack	Codice Conf. Pack Code	Inclusa * Included *	Consigliata Suggested	Pagina Page
LOGAN	18.06.300.99A Plastica con tavoletta Plastic w/writing tablet	MT05	TF35	4,8x13	2+2	801005233	815	170181599A		✓	114
		AF28D	MT05	6x27	2+2	801005301					
		SE13	SU08	5X14	11	801009087	816	1701815996		✓	
		SPTAD*	TLT	4x20	4	801009089	-	270356300A	✓		
		SPTAD*	AF28D	M5X16 + DADO	1+1	-	-	270351700A	✓		
	18.06.295.99A Plastica con tavoletta Plastic w/writing tablet	MT05	TF35	4,8x13	2+2	801005233	815	170181599A	✓		115
		AF28D	MT05	6x27	2+2	801005301					
		SE13	SU08	5X14	11	801009087	816	1701815996	✓		
		BA17	BC13	4X14	10	801009086					
		SPTAD*	TLT	4x20	4	801009089	-	270356300A	✓		
		SPTAD*	AF28D	M5X16 +DADO	1+1	-	-	270351700A	✓		
	18.06.302.99A Panca Bench	SE14	SU08	5X14	11	801009087	816	1701815996	✓		116
		OMEGA	TG19	M8X12	4	801005241	-	-	✓		
		AF13	GA01	M8X20	2+2	801019004	547	170354799A		✓	
		CO01	GA02	M8X20	2+2	801019004					
		AF13	GA02	M8X20	2+2	801019004					
		CO01	GA01	M8X20	2+2	801019004					
LUX	18.06.356.99A 4 gambe 4-legs	TF52*	SH24	6X16	6	801005305	591	170359199A	✓		119
	18.06.412.99A 4 gambe in ferro Metal 4-legs	TF58	SH24	6X16	4	801005305	-	-		✓	120
	18.06.413.99A A Filo Wire	TR32	SH24	6X16	4	801005305	-	-		✓	121
	18.06.358.99A 4 gambe con tavoletta 4-legs w/ writing tablet	TF52A*	SH24	6X16	6	801005305	592	170359299A	✓		122
		TF52A*	AF35D	8X25	2+2	801005302					
		SPTAD*	TLT2	4x20	4	801009089	-	270356300A	✓		
		SPTAD*	AF35D	M5X16 + DADO	1+1	-	-	270351700A	✓		
MAGIX	18.06.346.99A 4 gambe 4-legs	SI02	TF13	M6X35	4	801005223	-	-		✓	125
		SE19	SI02	5X14	8	801009087	-	-		✓	
		BI02-SERMA	TF13	M6X35	3	801005223	-	-		✓	
		AF03	TF13	4X25	2+2	801009090	-	-		✓	
	18.06.397.99A Schiumata Foamed	SI02	TR01	M6X35	4	801005223	-	-		✓	126
		SE18	SI02	5X14	8	801009087	-	-		✓	
		BUF11	TR01	M6X35	3	801005223	-	-		✓	
		AF03	TR01	4X25	2+2	801009090	-	-		✓	



Serie Model	Codice KIT Kit Code	Comp. 1	Comp. 2	Vite Screw	Nr.	Codice Vite Screw Code	Conf. Pack	Codice Conf. Pack Code	Inclusa * Included *	Consigliata Suggested	Pagina Page
MANILA	18.06.351.99A Girevole Swivel	TG26	SH23	6X16	4	801005305	-	-		✓	129
		MP02	TG26	M6X12	4	801005238	-	-		✓	
	18.06.349.99A Slitta Cantilever	SH23	TR27	6X16	4	801005305	-	-		✓	130
	18.06.351.99A Girevole base fissa Swivel fixed base	TG26	SH23	6X16	4	801005305	-	-		✓	131
		MP02	TG26	M6X12	4	801005238	-	-		✓	
	18.06.350.99A A filo Wire	SH23	TR28	6X16	4	801005305	-	-		✓	132
		SP19	SH23	M6X15	6	801005242	-	-		✓	
MARILYN	18.06.408.99A Girevole Swivel	MP16*	BR29A	6X19	4	VTM0619BPT	-	CFM031ANR	✓		137
		AF39*	BR29A	6X39	3+3	VTM0639BPT	-	CFM030ANR	✓		
	18.06.408.99B Girevole Swivel	MP16*	BR29A	6X19	4	VTM0619BPT	-	CFM031ABC	✓		138
		AF39*	BR29A	6X39	3+3	VTM0639BPT	-	CFM030ABC	✓		
	18.06.406.99A Alta con braccioli chiusi High back w/closed arm.	MP15*	BR28A	6X19	4	VTM0619BPT	-	CFM031ANR	✓		139
		ME36	MP15	M6X12	4	801005238	-	-		✓	
		AF38*	BR28A	6X39	3+3	VTM0639BPT	-	CFM030ANR	✓		
	18.06.405.99B Alta con braccioli aperti High back w/open arm.	MP16*	BR28A	6X19	4	VTM0619BPT	-	CFM031ABC	✓		140
		AF39*	BR28A	6X39	3+3	VTM0639BPT	-	CFM030ABC	✓		
	18.06.407.99A Bassa Low back	MP16*	BR29	6X19	4	VTM0619BPT	-	CFM031ANR	✓		141
	18.06.407.99B Bassa Low back	MP16*	BR29	6X19	4	VTM0619BPT	-	CFM031ABC	✓		142
MELANIA	18.06.361.99A Rete con poggiatesta Mesh w/headrest	PO31*	BA27C	5X14	2	801009087	598	170359899A	✓		145
		SE24	SI12	5X14	9	801009087	-	-		✓	
		ME19	SE24-SI12	M6X20	4	801005204	-	-		✓	
		ME19	BA27C*	M8X20	3	801005213	585	270358500A	✓		
		AR18	SE24-SI12	M6X35	3+3	801005210	-	-		✓	
		RU14*	BA27C	M6X12 + boccola	2+2	801005226	-	-	✓		
	18.06.362.99A Tappazzata con poggiatesta Upholstered w/headrest	ME45	SE16X	M6X20	4	801005204	-	-		✓	146
		ME45	BA27C*	M8X20	3	801005213	585	270358500A	✓		
		AR15G	SE16X	M6X30	3+3	801005209	-	-		✓	
		RU14*	BA27C	M6X12 + boccola	2+2	801005226	-	-	✓		
MINI	18.06.488.99N Tappazzata Upholstered	LM22 Lama/Backbar*	BI25+BE25 Plastrina	M8X45 + DADO M8	1	801005244	623	170362399A	✓		149
		SE20	SI11	5X14	7	801009087	-	-		✓	
		ME47	SE20+SI11	M6X20	4	801005204	-	-		✓	
		LM22	ME47	M8X20	3	801005213	-	-		✓	
		AF36	SE20+SI11	M6X40	3+3	801005228	-	-		✓	

segue / follow >>



Serie Model	Codice KIT Kit Code	Comp. 1	Comp. 2	Vite Screw	Nr.	Codice Vite Screw Code	Conf. Pack	Codice Conf. Pack Code	Inclusa * Included *	Consigliata Suggested	Pagina Page
MINI	18.06.488.99B Tappezzata Upholstered	LM22 Lama/Backbar*	BI25+BE25 Piastrina	M8X45 + DADO M8	1	801005244	623	170362399A	✓		150
		SE20	SI11	5X14	7	801009087	-	-		✓	
		ME47	SE20+SI11	M6X20	4	801005204	-	-		✓	
		LM22	ME47	M8X20	3	801005213	-	-		✓	
		AF36	SE20+SI11	M6X40	3+3	801005228	-	-		✓	
	18.06.488.99N Tappezzata Upholstered	LM22 Lama/Backbar*	BI25+BE25 Piastrina	M8X45 + DADO M8	1	801005244	623	170362399A	✓		151
		STA	LSS	5X14	4	801009087	-	-		✓	
		ME31	LSS+STA	M6X20	4	801005204	-	-		✓	
		LM22	ME31	M8X20	3	801005213	-	-		✓	
		AR30I	STA+LSS	M6X25	3+3	801005205	-	-		✓	
N-TIME	18.06.462.99A Rete Mesh	BA36	LM19 Lama/Backbar*	6X16	4	801005305	593	170359399A	✓		153
		LC08*	LM19	4X14	4	801009086	617	170361799A	✓		
		SC01	SA01*	5X18	16	801009106	620	170362099A	✓		
		ME45	SA01	M6X12	4	801005238	-	-		✓	
		LM19*	ME45	M8X20	3	801005213	585	270358500A	✓		
		AF36	SA01	M6X25	3+3	801005205	-	-		✓	
	18.06.463.99A Plastica a vista Plastic at sight	BU18	LM19 Lama/Backbar*	6X16	4	801005305			✓		154
		LC08*	LM19	4X14	4	801009086	617	170361799A	✓		
		SE24	SI12	5X14	9	801009087	-	-		✓	
		ME48	SE24+SI12	M6X20	4	801005204	-	-		✓	
		LM19*	ME48	M8X20	3	801005213	585	270358500A	✓		
		AR34	SE24+SI12	M6X35	3+3	801005210	-	-		✓	
	18.06.464.99A Tappezzata Upholstered	BP20 Poggiareni Lumbar support*	BP20 Schienale Backrest	4,8X13	2	801005233	624	170362499A	✓		155
		BP20	LM19 Lama/Backbar*	6X16	4	801005305	593	170359399A	✓		
		LC08*	LM19	4X14	4	801009086	617	170361799A	✓		
		SE26	SI19	5X14	8	801009087	-	-		✓	
		ME46	SE26+SI19	M6X45	4	801005235	-	-		✓	
		LM19*	ME46	M8X20	3	801005213	585	270358500A	✓		
		AR33	SE26+SI19	M6X50	3+3	801005243	-	-		✓	
O-LINER	18.06.458.99A Rete Mesh	LS07*	BA35	5X14	2+2	801009087	598	17359899A	✓		157
		SE24	SI12	5X14	9	801009087	-	-		✓	
		ME46	SE24+SI12	M6X20	4	801005204	-	-		✓	
		BA35*	ME46	M8X20	3	801005213	585	270358500A	✓		
		AR18	SE24+SI12	M6X35	3+3	801005210	-	-		✓	
	18.06.459.99A Rete Mesh	LS07*	BA35	5X14	2+2	801009087	598	17359899A	✓		158
		ME47	SP14+SE16X	M6X20	4	801005204	-	-		✓	
		BA35*	ME47	M8X20	3	801005213	585	270358500A	✓		
		AR29A	SP14+SE16X	M6X30	3+3	801005209	-	-		✓	

segue / follow >>



Serie Model	Codice KIT Kit Code	Comp. 1	Comp. 2	Vite Screw	Nr.	Codice Vite Screw Code	Conf. Pack	Codice Conf. Pack Code	Inclusa * Included *	Consigliata Suggested	Pagina Page
O-LINER	18.06.460.99A Rete con poggiatesta Mesh w/ headrest	LS07*	BA35	5X14	2+2	801009087	598	17359899A	✓		159
		SC01	SA01*	5X18	16	801009106			✓		
		ME45	SA01	M6X12	4	801005238	-	-		✓	
		BA35*	ME45	M8X20	3	801005213	585	270358500A	✓		
		AR30I	SA01	M6X25	3+3	801005205	-	-		✓	
		RU19	BA35	6X16	2	801005305	847	170184799A		✓	
	18.06.461.99B Rete Mesh	LS07*	BA35	5X14	2+2	801009087	598	170359899A	✓		160
		SE24	SI12	5X14	9	801009087	-	-		✓	
		ME45	SE24+SI12	M6X20	4	801005204	-	-		✓	
		BA35*	ME45	M8X20	3	801005213	585	270358500A	✓		
		AR28	SE24+SI12	M6X35	3+3	801005210	-	-		✓	
PINKO	18.06.139.99A Plastica Plastic	SE10	BSU01 Sedile / Seat*	5X12	10	801005219	543	170354399A	✓		163
	18.06.140.99N Slitta tappezzata Cantilever upholstered	SE09	SI05*	5X18	10	801009106	542	170354399A	✓		164
	18.06.457.99A 4 gambe in plastica 4-legs plastic	SE09	BSU01*	5X12	10	801005219	543	170354399A	✓		167
	18.06.138.99A Rete con tavoletta Mesh w/ writing tablet	BC05*	BA06	4X14	8	801009086	535	170353599A	✓		168
		SE09	SI05*	5X18	10	801009106	542	170354399A	✓		
		SPTAD*	TLT	5X20	4	801009089	-	270356300A	✓		
		SPTAD*	AF10D	M5X16 + DADO	1+1	-	-	270351700A	✓		
PLUTO	18.06.338.99A Girevole Swivel	GU04*	TG14+SH20	6X16	8	801005305	576	170357699A	✓		171
	18.06.336.99A 4 gambe 4-legs	GU04*	TF28+SH20	6X16	8	801005305	576	170357699A	✓		173
	18.06.367.99A Sgabello 4 gambe 4-legs stool	GU04*	TF50+SH20	6X16	8	801005305	576	170357699A	✓		174
	18.06.337.99A A filo Wire	GU04*	TR25+SH20	6X16	8	801005305	576	170357699A	✓		175
		SH20	SP17	5X16	6	-	-	-		✓	
	18.06.499.99A Panca Bench	GU04*	TG15+SH20	6X16	8	801005305	576	170357699A	✓		176
		OMEGA	TG15	M8X12	4	801005241	-	-	✓		
		CO01	GA01	M8X20	2+2	801019004	547	170354799A		✓	
PULL	18.06.077.99A 4 gambe 4-legs	TF03	SIP	5X29	4	801005216	-	-		✓	179
		DISP	TF03+SIP	5X18	1	801009106	-	-		✓	
	18.06.141.99A A filo Wire	TF04	SIP	6X16	4	801005203	-	-		✓	180
Q5	18.06.246.99A 4 gambe 4-legs	GU04*	TF28+SH11	6X16	8	801005305	576	170357699A	✓		183
	18.06.422.99A Sgabello Stool	GU05*	TF30+SH11	6X16	8	801005305	576	170357699A	✓		184
	18.06.247.99A A filo Wire	GU05*	TR15+SH11	6X16	8	801005305	576	170357699A	✓		185
		SH11	SP10	5X16	4	-	-	-		✓	

segue / follow>>



Serie Model	Codice KIT Kit Code	Comp. 1	Comp. 2	Vite Screw	Nr.	Codice Vite Screw Code	Conf. Pack	Codice Conf. Pack Code	Inclusa * Included *	Consigliata Suggested	Pagina Page
Q5	18.06.421.99A 4 gambe legno Wooden 4-legs	TF62 Supporto Support	TF62 Gambe / Legs	M6X45	4	-	-	-	✓		186
		TF62 Supporto Support	SH11	6X19	4	-	-	-	✓		
	18.06.246.99A 4 gambe 4-legs	GU04*	TF28+SH11	6X16	8	801005305	576	170357699A	✓		187
	18.06.250.99A A filo con tavoletta Wire w/ writing tablet	GU05*	TR15D+SH11	6X16	8	801005305	576	170357699A	✓		178
		SPTAD*	TLT2	5X20	4	801009089	-	270356300A	✓		
		SPTAD*	TR15D	M5X16 + DADO	1+1	-	-	270351700A	✓		
Q9	18.06.193.99A Rete Mesh	BC09	SH07*	5X14	7	801009087	558	170355899A	✓		191
		SH07*	SP08	5X14	8				✓		
		ME49	SH07	M6X20	4	801005204	-	-		✓	
		AF19	SH07	M6X30	3+3	801005209	-	-		✓	
	18.06.227.99A 4 gambe 4-legs	BC09	SH07*	5X14	7	801009087	558	170355899A	✓		182
		SH07*	SP08	5X14	8				✓		
		TF27	SH07	M6X30	4	801005209	-	-		✓	
	18.06.192.99A Slitta Cantilever	BC09	SH07*	5X14	7	801009087	558	170355899A	✓		193
		SH07*	SP08	5X14	8				✓		
		TR11	SH07	M6X20	4	801005204	-	-		✓	
		AF40	SH07	M6X30	3+3	801005209	-	-		✓	
	18.06.237.99A Slitta con braccioli Cantilever w/ armrests	BC09	SH07*	5X14	7	801009087	558	170355899A	✓		194
		SH07*	SP08	5X14	8				✓		
		TR11A	SH07	M6X20	4	801005204	-	-		✓	
		AF08	TR11A	4X25	2+2	801009090	-	-		✓	
	18.06.236.99A Girevole 4 razze Swivel 4 star base	BP07	SH07*	5X14	7	801009087	558	170355899A	✓		195
		SH07*	SP08	5X14	8				✓		
		MP21	SH07	M6X25	4	801005205	-	-		✓	
	18.06.236.99A Girevole base fissa Swivel fixed base	BP07	SH07*	5X14	7	801009087	558	170355899A	✓		196
		SH07*	SP08	5X14	8				✓		
		ME49	SH07	M6X20	4	801005204	-	-		✓	
		AF18	SH07	M6X30	3+3	801005209	-	-		✓	
	18.06.500.99A Panca Bench	BC09	SH07*	5X14	7	801009087	558	170355899A	✓		198
		SH07*	SP08	5X14	8				✓		
		MP09	SH07	M6X20	4	801005204	-	-		✓	
		OMEGA	MP09	M8X12	4	801005241	-	-	✓		
		GA10	AF41	M8X90 + RONDELLE	2+2	801005239	855	170185599A		✓	
		CF13*	AF41	M8X65	2	801005245	-	-	✓		





Serie Model	Codice KIT Kit Code	Comp. 1	Comp. 2	Vite Screw	Nr.	Codice Vite Screw Code	Conf. Pack	Codice Conf. Pack Code	Inclusa * Included *	Consigliata Suggested	Pagina Page
QUEEN	18.06.472.99A Alta, rete, lama in ferro High, mesh, metal back-bar	PO43	LMIE+BA37*	6X25	6	211910000F	625	170362599A	✓		201
		SA01*	SP25	5X18	16	801009106	620	170362099A	✓		
		ME40	SA01	M6X12	4	801005238	-	-		✓	
		LMIE	ME40	M8X20	3	801005213	-	-		✓	
		AR34	SA01	M6X25	3+3	801005205	-	-		✓	
		HB02*	BA37	M6X12 + BOCCOLA	2+2	801005226	618	170361899A	✓		
	18.06.473.99A Alta, rete, contatto permanente High, mesh, permanent contact	PO43	CP07+BA37*	6X25	6	211910000F	625	170362599A	✓		202
		SE26	SI19	5X14	8	801009087	-	-		✓	
		PRL	SE26+SI19	M6X45	4	801005235	-	-		✓	
		AR38	SE26+SI19	M6X50	3+3	801005243	-	-		✓	
		RU17*	BA37	M6X12 + BOCCOLA	2+2	801005226	618	170361899A	✓		
		HB02*	RU17 Blocchetto	6X16	2	801005305			✓		
	18.06.474.99A Alta, rete, lama in plastica High, mesh, plastic back-bar	PO43	LM21*+BA38	6X25	6	211910000F	622	170362299A	✓		203
		ME46	SE25+SI18	M6X25	4	801005205	-	-	✓		
		LM21*	ME46	M8X20	3	801005213	585	270358500A	✓		
		AR29A	SE25+SI18	M6X30	3+3	801005209	-	-	✓		
		RU17*	BA38	M6X12 + BOCCOLA	2+2	801005226	-	-	✓		
	18.06.479.99A Alta, tappezzata, lama in ferro High, upholstered, metal back-bar	LMIE	BI26	M6X20	4	801005204	-	-		✓	204
		ME46	SE25+SI18	M6X25	4	801005205	-	-		✓	
		LMIE	ME46	M8X20	3	801005213	-	-		✓	
		AR32	SE25+SI18	M6X30	3+3	801005209	-	-		✓	
	18.06.480.99A Alta, tappezzata, contatto permanente High, upholstered, permanent contact	CP07	BI26	M6X20	4	801005204	-	-		✓	205
		SE24	SI12	5X14	9	801009087	-	-		✓	
		PRL	SE24+SI12	M6X20	4	801005204	-	-		✓	
		AR38	SE24+SI12	M6X35	3+3	801005210	-	-		✓	
	18.06.481.99A Alta, tappezzata, lama in plastica High, upholstered, plastic back-bar	LM23*	BI27	M6X40	6	801005228	621	170362199A	✓		206
		ME19	SE16X	M6X20	4	801005204	-	-		✓	
		LM23*	ME19	M8X20	3	801005213	585	270358500A	✓		
		AR33	SE16X	M6X30	3+3	801005209	-	-		✓	
		RU18*	BE26+BI27	6X27	2	801005301	-	-	✓		
	18.06.475.99A Media, rete, lama in ferro Medium, mesh, metal back-bar	PO43	LMIE+BA39*	6X25	6	211910000F	625	170362599A	✓		207
		SE24	SI12	5X14	9	801009087	-	-		✓	
		ME30	SE24+SI12	M6X20	4	801005204	-	-		✓	
		LMIE	ME30	M8X20	3	801005213	-	-		✓	
		AR14	SE24+SI12	M6X35	3+3	801005210	-	-		✓	
	18.06.476.99A Media, rete, contatto permanente Medium, mesh, permanent contact	PO43	CP07+BA39*	6X25	6	211910000F	625	170362599A	✓		208
		SDETO	SI10	5X14	4	801009087	-	-		✓	
		PRL	SDETO+SI10	M6X25	4	801005205	-	-		✓	
		AF36	SDETO+SI10	M6X30	3+3	801005209	-	-		✓	

segue / follow >>



Serie Model	Codice KIT Kit Code	Comp. 1	Comp. 2	Vite Screw	Nr.	Codice Vite Screw Code	Conf. Pack	Codice Conf. Pack Code	Inclusa * Included *	Consigliata Suggested	Pagina Page
QUEEN	18.06.477.99A Media, rete, lama in plastica Medium, mesh, plastic back-bar	PO43	LM21*+BA40	6X25	6	211910000F	622	170362299A	✓		209
		SA01*	SC01	5X18	16	801009106	620	170362099A	✓		
		ME47	SA01	M6X12	4	801005238	-	-		✓	
		LM21*	ME47	M8X20	3	801005213	585	270358500A	✓		
		AR36	SA01	M6X25	3+3	801005205	-	-		✓	
	18.06.478.99A Media, rete, contatto permanente 2 leve Medium, mesh, permanent contact 2 levers	LM24	BA41	6X16	4	801005305	-	-		✓	210
		PO43	BA41*	6X25	6	211910000F	625	170362599A	✓		
		SE20	SI11	5X14	7	801009087	-	-		✓	
		ME51	SE20+SI11	M6X20	4	801005204	-	-		✓	
		AF36	SE20+SI11	M6X40	3+3	801005228	-	-		✓	
	18.06.482.99A Media, tappezzata, lama in ferro Medium, upholstered, metal back-bar	LMIE	BI28	M6X20	4	801005204	-	-		✓	211
		SE20	SI11	5X14	7	801009087	-	-		✓	
		ME31	SE20+SI11	M6X20	4	801005204	-	-		✓	
		LMIE	ME31	M8X20	3	801005213	-	-		✓	
		AR30	SE20+SI11	M6X40	3+3	801005228	-	-		✓	
	18.06.483.99A Media, tappezzata, contatto permanente Medium, upholstered, permanent contact	CP07	BI28	M6X20	4	801005204	-	-		✓	212
		SDETO	SI10	5X14	4	801009087	-	-		✓	
		PRL	SDETO+SI10	M6X25	4	801005205	-	-		✓	
		AR19P	SDETO+SI10	M6X30	3+3	801005209	-	-		✓	
	18.06.484.99A Media, tappezzata, lama in plastica Medium, upholstered, plastic back-bar	LM23*	BI29	M6X40	6	801005228	621	170362199A	✓		213
		SE26	SI19	5X14	8	801009087	-	-		✓	
		ME48	SE26+SI19	M6X45	4	801005235	-	-		✓	
		ME48	LM23*	M8X20	3	801005213	585	270358500A	✓		
		AR14	SE26+SI19	M6X50	3+3	801005243	-	-		✓	
RACE	18.06.258.99A 4 gambe 4-legs	SH12	TF32+GU07*	6X16	8	801005305	576	170357699A	✓		215
	18.06.418.99A Sgabello Stool	SH12	TF33+GU08*	6X16	8	801005305	576	170357699A	✓		216
	18.06.255.99A A Filo Wire	SH12	TR19+GU08*	6X16	8	801005305	576	170357699A	✓		217
		SP11	SH12	5X16	6	-	-	-		✓	
	18.06.255.99A A Filo Wire	SH12	TF34+GU08*	6X16	8	801005305	576	170357699A	✓		218
S-SHAPE	18.06.448.99A Rete Mesh	LS04*	BA32+PO39	5X14	2+2	801009087	598	170359899A	✓		221
		SE20	SI11	5X14	7	801009087	-	-		✓	
		ME30	SE20+SI11	M6X20	4	801005204	-	-		✓	
		BA32*	ME30	M8X20	3	801005213	585	270358500A	✓		
		AF36	SE20+SI11	M6X40	3+3	801005228	-	-		✓	
	18.06.449.99A Tessuto con poggiatesta Fabric w/ headrest	LS04*	BA32+PO39	5X14	2+2	801009087	598	170359899A	✓		222
		SP25	SA01	5X18	16	801009106	620	170362099A	✓		
		ME19	SA01	M6X12	4	801005238	-	-		✓	
		BA32*	ME19	M8X20	3	801005213	585	270358500A	✓		
		AR26	SA01	M6X25	3+3	801005205	-	-		✓	
		RU19	BA32	6X16	2	801005305	847	170184799A		✓	



Serie Model	Codice KIT Kit Code	Comp. 1	Comp. 2	Vite Screw	Nr.	Codice Vite Screw Code	Conf. Pack	Codice Conf. Pack Code	Inclusa * Included *	Consigliata Suggested	Pagina Page
S-SHAPE	18.06.448.99A Tessuto Fabric	LS04*	BA32+PO39	5X14	2+2	801009087	598	170359899A	✓		223
		SE20	SI11	5X14	7	801009087	-	-		✓	
		ME40	SE20+SI11	M6X20	4	801005204	-	-		✓	
		BA32*	ME40	M8X20	3	801005213	585	270358500A	✓		
		AR38	SE20+SI11	M6X40	3+3	801005228	-	-		✓	
SEVENTYFIVE	18.06.445.99A Slitta Cantilever	BA33 Carter	BA33 Telaio / Frame	5X14	1+1	801009087	616	17.03.616.99A	✓		225
		BA33	TR33	3,5X13	1+1	801009110					
		TR33	SI02	M6X35	4	801005210	-	-		✓	
		SE18	SI02+TR33	5X14	8	801009087	-	-		✓	
		AF08	TR33	4X25	2+2	801009090	-	-		✓	
	18.06.451.99A Girevole base 4 razze Swivel 4 star base	BA33 Carter	BA33 Telaio / Frame	5X14	1+1	801009087	616	17.03.616.99A	✓		226
		BA33	TG33	3,5X13	1+1	801009110					
		SE02	SI02	5X14	8	801009087	-	-		✓	
		TG33	SI02+SE02	M6X35	4	801005210	-	-		✓	
		MP13	TG33	M6X25	4	801005205	-	-		✓	
		AF08	TG33	4X25	2+2	801009090	-	-		✓	
	18.06.487.99A Girevole base fissa Swivel fixed base	BA33 Carter	BA33 Telaio / Frame	5X14	1+1	801009087	616	17.03.616.99A	✓		229
		BA33	TG32	3,5X13	1+1	801009110					
		SE02	SI02	5X14	8	801009087	-	-		✓	
		TG32	SI02+SE02	M6X35	4	801005210	-	-		✓	
		AF08	TG32	4X25	2+2	801009090	-	-		✓	
	18.06.486.99A 4 gambe 4-legs	BA33 Carter	BA33 Telaio / Frame	5X14	1+1	801009087	616	17.03.616.99A	✓		230
		BA33	TF64	3,5X13	1+1	801009110					
		TF64	SU14	6X35	4	-	-	-		✓	
		AF08	TF64	4X25	2+2	801009090	-	-		✓	
	18.06.498.99A Panca Bench	BA33 Carter	BA33 Telaio / Frame	5X14	1+1	801009087	616	17.03.616.99A	✓		231
		BA33	TG33	3,5X13	1+1	801009110					
		TG33	SU14	6X35	4	-	-	-		✓	
		AF08	TG33	4X25	2+2	801009090	-	-		✓	
		OMEGA	TG33	M8X12	4	801005241	-	-	✓		
		GA10	CF12	M8X90 + RONDELLE	2+2	801005239	855	170185599A	✓		
TEDDY	18.06.368.99A 4 gambe - classe 3 4-legs - class 3	SH17	TF43	5X34	4	801005231	-	-		✓	233
	18.06.369.99A 4 gambe - classe 4 4-legs - class 4	SH17	TF43	5X34	4	801005231	-	-		✓	234
	18.06.370.99A 4 gambe - classe 5 4-legs - class 5	SH18	TF43	5X34	4	801005231	-	-		✓	235
	18.06.371.99A 4 gambe - classe 6 4-legs - class 6	SH18	TF47	5X34	4	801005231	-	-		✓	236

segue / follow >>



Serie Model	Codice KIT Kit Code	Comp. 1	Comp. 2	Vite Screw	Nr.	Codice Vite Screw Code	Conf. Pack	Codice Conf. Pack Code	Inclusa * Included *	Consigliata Suggested	Pagina Page
TEDDY	18.06.372.99A 4 gambe - classe 6 4-legs - class 6	SH18	TR24	5X34	4	801005231	-	-		✓	237
		PART	TR24	4,8X19	4	-	-	-	✓		
		PATS	TR24	4,8X19	2	-	-	-	✓		
		PIT	TR24	4,8X19	4	-	-	-	✓		
URBAN	18.06.200.99A 4 gambe 4-legs	SETMA+ BI04	TF13	M6X35	3	801005223	-	-		✓	239
		TF13	SI02	M6X35	4	801005210	-	-		✓	
		SE19	SI02+TF13	5X14	8	801009087	-	-		✓	
		AF03	TF13	4X25	2+2	801009090	-	-		✓	
	18.06.199.99A Slitta Cantilever	BAC02 Schienale port. Bearing backrest	BAC02 Cornice / Frame	4X14	8	801009086	-	-		✓	240
		BAC02	TR01	M6X35	3	801005210	-	-		✓	
		TR01	SI02	M6X35	4	801005210	-	-		✓	
		SE18	SI02+TR01	5X14	8	801009087	-	-		✓	
		AF08	TR01	4X25	2+2	801009090	-	-		✓	
	18.06.399.99A Girevole base fissa Swivel fixed base	BUF13	TG05	M6X35	3	801005210	-	-		✓	241
		SE02	SI02	5X14	8	801009087	-	-		✓	
		TG05	SI02+SE02	M6X35	4	801005210	-	-		✓	
		MP13	TG05	M6X25	4	801005205	-	-		✓	
		AF08	TG05	4X25	2+2	801009090	-	-		✓	
X-PRO	18.06.454.99A Rete Mesh	PO40*	CB03	5X14	2	801009087	-	-	✓		243
		SE21	SI17	5X14	8	801009087	-	-		✓	
		ME46	SE21+SI17	M6X35	4	801005210	-	-		✓	
		LM18*	ME46	M8X20	3	801005213	585	270358500A	✓		
		AR31	SE21	M6X45	3+3	801005235	-	-		✓	
		RU14	BA34	6X16	2	801005305	-	-	✓		
	18.06.452.99A Rete Mesh	PO40*	CB03	5X14	2	801009087	-	-	✓		244
		ME41	SP14+SE16X	M6X20	4	801005204	-	-		✓	
		LM18*	ME41	M8X20	3	801005213	585	270358500A	✓		
		AR29A	SE16X	M6X30	3+3	801005209	-	-		✓	
	18.06.453.99A Rete Mesh	PO40*	CB03	5X14	2	801009087	-	-	✓		245
		SC01	SA01*	5X18	16	801009106	620	170362099A	✓		
		ME45	SA01	M6X12	4	801005238	-	-		✓	
		LM18*	ME45	M8X20	3	801005213	585	270358500A	✓		
		AR13G	SA01	M6X25	3+3	801005205	-	-		✓	

## Notes



## Notes



## La qualità.

---

Il **reparto tecnico di Ivars**: competenza, capacità e attenzione generano progetti originali, che il reparto produttivo realizza poi con la medesima passione e capacità, insieme al supporto dei tecnici competenti in fatto di **controllo qualità e certificazioni**. Su richiesta **Ivars** può anche **fornire prodotti certificati CAM**.



## The quality.

---

**Ivars' technical department**: competence, ability and attention generate original projects, which the production department then carries out with the same passion and ability, together with the support of competent technicians in terms of **quality control and certifications**. Upon request **Ivars** can also **supply CAM certified products**.







**Ivars**  
your added value







**Ivars SpA**

Via Gargnà, 23/A  
25078 Vestone (BS) | Italy

**[www.ivars.it](http://www.ivars.it)**

